




ORAL SURGERY
ORAL MEDICINE
ORAL PATHOLOGY
ORAL RADIOLOGY

CONTENTS


EDITORIAL

- Oral health care providers should be administering vaccines.** Faizan Alawi, DDS **267**

CLINICOPATHOLOGIC CONFERENCE

-  **Diffuse palatal swelling.** Alaa F. Bukhari, BDS, MS, Britta E. Magnuson, DMD, Bhavik Desai, DMD, PhD, Monika Pilichowska, MD, and Mark A. Lerman, DMD, Jeddah, Saudi Arabia, and Boston, and Augusta, USA **269**

Online only article

-  **Rapidly ulcerated swelling in the hard palate of a HIV-positive pregnant woman.** Lucas Lacerda de Souza, DDS, Thayná Melo de Lima Morais, DDS, MSc, Hélder Antônio Rebelo Pontes, DDS, PhD, Oslei Paes de Almeida, DDS, PhD, Maria Goretti Freire de Carvalho, MD, PhD, and Ciro Dantas Soares, DDS, MSc, PhD, Belém, and Piracicaba, Brazil **e59**

ORAL SURGERY

- Magnetic resonance imaging evaluation of articular disk position after orthognathic surgery with or without concomitant disk repositioning: a retrospective study.** Vanessa A. Castro, DDS, MS, PhD, Rafael M.A. Pereira, DDS, MS, Gustavo M. Mascarenhas, DDS, MS, Antonio I.T. Neto, DDS, Daniel E. Perez, DDS, Daniel Rodrigues, DDS, MS, PhD, Célio J. Prado, DDS, MS, PhD, and Darceny Zanetta-Barbosa, DDS, MS, PhD, Uberlândia, Salvador, Patos de Minas, and Campinas, Brazil, and San Antonio, USA **276**

- Do perioperative antibiotics reduce complications of mandibular third molar removal? A double-blind randomized controlled clinical trial.** Maria del Mar Mariscal-Cazalla, DDS, Francisco J. Manzano-Moreno, DDS, PhD, Marta García-Vázquez, DDS, Manuel F. Vallecillo-Capilla, MDS, PhD, and Maria Victoria Olmedo-Gaya, DDS, PhD, Spain **286**

On the Cover: Spongiotic Gingivitis With Odontogenic Metaplasia: An Expanded Diagnostic Nomenclature for Localized Juvenile Spongiotic Gingival Hyperplasia? Images from the article beginning on page 329.

Publication information: *Oral Surgery, Oral Medicine, Oral Pathology, Oral Radiology* (ISSN: 2212-4403) is published monthly by Elsevier Inc., 230 Park Avenue, Suite 800, New York, NY 10169. Business Office: 1600 John F. Kennedy Blvd., Suite 1800, Philadelphia, PA 19103-2899. Editorial Office: 3251 Riverport Lane, Maryland Heights, MO 63043. Customer Service (orders, claims, online, change of address): Elsevier Health Division, Subscription Customer Service, 3251 Riverport Lane, Maryland Heights, MO 63043. Periodicals postage paid at New York, NY and additional mailing offices.


USA POSTMASTER: Send address changes to *Oral Surgery, Oral Medicine, Oral Pathology, Oral Radiology*, Elsevier Customer Service Department, 3251 Riverport Lane, Maryland Heights, MO 63043 USA.

- Quality of life after distraction osteogenesis in TMJ ankylosis patients.** Uthirapathy Vignesh, MDS, Divya Mehrotra, MDS, FDS RCPS, FFD RCS, FAMS, Sujay Milind Bhawe, MDS, and Praveen K. Singh, MDS, Lucknow, India **295**
-

ORAL MEDICINE

- A novel comprehensive scoring system for oral lichen planus: A validity, diagnostic accuracy, and clinical sensitivity study.** Hossam H. Elsabagh, BDS, MSc, Yasmine Y. Gaweesh, BDS, MSc, PhD, Jaylane K. Ghonima, BDS, MSc, and Marwa Gebril, BDS, MSc, Egypt **304**
- Influence of prostate cancer status on the prevalence of medication-related osteonecrosis of the jaw.** Takazumi Yasui, DDS, PhD, Moemi Kimura, DDS, Hiroki Nagamine, DDS, Shosuke Yajima, DDS, Takeshi Karube, DDS, Hitoshi Sato, DDS, PhD, Seiji Asoda, DDS, PhD, Satoshi Hara, MD, PhD, and Katsuhiko Onizawa, DDS, PhD, Kawasaki, and Tokyo, Japan **312**
- Online only article*
- Plasma cell mucositis related to qat chewing: a report of 2 cases and review of the literature.** Artysha Tailor, BSc (hons), BDS, MJDF, Michael N. Pemberton, BDS, MBChB, FDSRCSEd, FDSRCS, FFDTEd, FHEA, Ruth Murphy, PhD, FRCP, MBChB, and Anne M. Hegarty, MSc (OM), MBBS, MFD, RCSI, FDS (OM), RCS, London, Manchester, and Sheffield, England **e65**
-

ORAL AND MAXILLOFACIAL PATHOLOGY

- Impact of lymphovascular invasion in oral squamous cell carcinoma: A meta-analysis.** Shuojin Huang, MDS, Yue Zhu, MDS, Hongshi Cai, MDS, Yadong Zhang, MD, PhD, DDS, and Jinsong Hou, MD, PhD, DDS, Guangzhou, China **319**
- Localized juvenile spongiotic gingival hyperplasia: Microscopic variations and proposed change to nomenclature.** Vasileios Ionas Theofilou, DDS, Efsthathios Pettas, DDS, Maria Georgaki, DDS, MSc, Argyrios Daskalopoulos, DDS, MSc, PhD, and Nikolaos G. Nikitakis, MD, DDS, PhD, Athens, Greece, and Baltimore, USA **329**
- DNA repair, *NFKβ*, and *TP53* polymorphisms associated with potentially malignant disorders and oral squamous cell carcinoma in Argentine patients.** María Fernanda Galíndez, PhD, Andrés Carrica, PhD, Ana María Zarate, PhD, Dante Secchi, PhD, Julieta Don, MSc, José Luis Barra, PhD, and Mabel Brunotto, PhD, Córdoba, Argentina **339**
- Online only article*
-  Osteosarcoma of the jaw: report of 3 cases (including the rare epithelioid variant) with review of literature.** Faizan Malik, MD, John P. Gleysteen, MD, and Shweta Agarwal, MD, FCAP, Memphis, and Albuquerque, USA **e71**
-

ORAL AND MAXILLOFACIAL RADIOLOGY

- New mandibular indices in cone beam computed tomography to identify low bone mineral density in postmenopausal women.** Sâmila Gonçalves Barra, DDS, MSc, Isadora Pereira Gomes, DDS, Tânia Mara Pimenta Amaral, DDS, MSc, PhD, Cláudia Borges Brasileiro, DDS, MSc, PhD, Lucas Guimarães Abreu, DDS, MSc, PhD, and Ricardo Alves Mesquita, DDS, MSc, PhD, Belo Horizonte, and Minas Gerais, Brazil **347**


- Magnetic resonance imaging differentiates locoregional flaps from free flaps after reconstructive surgical treatment of tongue cancer.** Qijun Xu, MD, Yu Lin, MD, Zhen Xing, MD, Tanhui Chen, MD, Yingyan Zheng, MD, and Dairong Cao, MD, Fuzhou, and Xiamen, China **356**
- Radiographic determination of trabecular bone change in 2- and 4-implant–supported overdenture prostheses.** Begüm Ünlü Kurşun, and Ender Akan, Izmir, Turkey **364**
- Is there any predictive bone parameter for implant stability in 2-dimensional and 3-dimensional radiologic images?.** Belde Arsan, DDS, Gül Merve Yalcin-Ülker, DDS, PhD, Deniz Gökce Meral, DDS, PhD, and Tamer Lütfi Erdem, DDS, PhD, Istanbul, Turkey **371**

LETTERS TO THE EDITOR

- The Impact of the COVID-19 Pandemic on Online Oral Medicine Education as Viewed Through Increased Engagement in The Oral Cavity: Portal to Health and Disease.** Katherine France, DMD, MBE, Uri Hangorsky, DDS, MS, Chia-Wei Wu, MSED, Thomas P. Sollecito, DMD, FDS RCSEd, and Eric T. Stoopler, DMD, FDSRCS, RDSRCPS, Philadelphia, USA **380**
- Letter to editor regarding “Diffusion-Weighted Magnetic Resonance Imaging in the Characterization of Odontogenic Cysts and Tumors”.** Abbas Shokri, DMD, and Kousar Ramezani, DMD, Hamadan, Iran **383**
- Response to letter to the editor regarding “Diffusion-Weighted Magnetic Resonance Imaging in the Characterization of Odontogenic Cysts and Tumors”.** Jyoti Kumar, MD, DNB, MNAMS, Rajesh V, MD, and Sujata Mohanty, MS (Oromaxillofacial Surgery), New Delhi, India **384**

AUTHOR INSTRUCTIONS

Instructions for authors are available on the journal’s website at <http://www.elsevier.com/journals/oral-surgery-oral-medicine-oral-pathology-and-oral-radiology/2212-4403/guide-for-authors>

 We are pleased to offer Virtual Microscope slides with selected articles. Articles containing Virtual Microscope slides are highlighted by the microscope icon, and can be viewed on the journal’s website at www.oooojournal.net or on Science Direct at www.sciencedirect.com.