



ORAL SURGERY  
ORAL MEDICINE  
ORAL PATHOLOGY  
ORAL RADIOLOGY

CONTENTS


---

**EDITORIAL**


- Viral pandemics and oral health: Lessons learned from HIV to SARS-CoV-2.** Lauren L. Patton, DDS **149**

---

**CLINICOPATHOLOGIC CONFERENCE**

-  **Edentulous left maxillary ridge ulcerative swelling.** Chih-Huang Tseng, DDS, MS, Chang-Wei Su, DDS, Ching-Yi Chen, DDS, MS, Wen-Chen Wang, DDS, MS, PhD, and Yuk-Kwan Chen, DDS, MS, Kaohsiung, Taiwan **154**

*Online only article*

-  **A solitary, red, papillary–verrucous lesion on the mandibular alveolar mucosa.** Konstantinos I. Tosios, DDS, PhD, Eleni-Marina Kalogirou, DDS, MSc, and Nikolaos G. Nikitakis, MD, DDS, PhD, Athens, Greece **e41**

---

**ORAL AND MAXILLOFACIAL SURGERY**

- Salivary gland neoplasms: A 10-year review of a major referral center in Ghana.** Grace E. Parkins, BDS, FDS, RCPS (Glas), FWACS, FGCS, FICOI, FICD, Paa-Kwesi Blankson, BSc (Med Sci), BDS, MGCPS, MPH, Albert Affum, BSc (Med Sci), BDS, Matthew Owusu Boamah, BSc (Med Sci), BDS, FGCPs, FWACS, and Josephine Sackeyfo, BSc (Med Sci), BDS, FGCPs, FWACS, Accra, Ghana **161**

- Optimizing telemedicine encounters for oral and maxillofacial surgeons during the COVID-19 pandemic.** Hwi Sean Moon, DDS MD, Tim T. Wang, BA, Karthik Rajasekaran, MD, Ryan Brewster, BA, Rabie M. Shanti, DMD, MD, and Neeraj Panchal, DDS, MD, MA, Philadelphia, and Stanford, USA **166**

- Independent risk factors associated with higher mortality rates and recurrence of brain abscesses from head and neck sources.** Fugui Zhang, DDS, MD, Grace Hsu, BA, BS, Somdipto Das, MD, Youbai Chen, MD, and Meredith August, DMD, MD, P. R. China, Boston, USA, and China **173**

**On the Cover: Potential Role For The Discoidin Domain Receptor 1 (DDR1) in Oral Squamous Cell Carcinoma. Images from the article beginning on page 221.**

**Publication information:** *Oral Surgery, Oral Medicine, Oral Pathology, Oral Radiology* (ISSN: 2212-4403) is published monthly by Elsevier Inc., 230 Park Avenue, Suite 800, New York, NY 10169. Business Office: 1600 John F. Kennedy Blvd., Suite 1800, Philadelphia, PA 19103-2899. Editorial Office: 3251 Riverport Lane, Maryland Heights, MO 63043. Customer Service (orders, claims, online, change of address): Elsevier Health Division, Subscription Customer Service, 3251 Riverport Lane, Maryland Heights, MO 63043. Periodicals postage paid at New York, NY and additional mailing offices.

**USA POSTMASTER:** Send address changes to *Oral Surgery, Oral Medicine, Oral Pathology, Oral Radiology*, Elsevier Customer Service Department, 3251 Riverport Lane, Maryland Heights, MO 63043 USA.

**Is inferior meatal antrostomy still relevant? A 12-year analysis of 93 oroantral fistulae closure with concomitant Caldwell-Luc operations.** Eli Rosenfeld, DMD, PhD, Yehonatan Ben-Zvi, DMD, PhD, Leon Gillman, BDS, Gal Avishai, DMD, MSc, Adi Sella, DMD, and Gavriel Chaushu, DMD, MSc, Petah Tikva, Jerusalem, and Tel Aviv, Israel

180

---

## ORAL MEDICINE

**The impact on quality of life in patients with burning mouth syndrome: A systematic review and meta-analysis.** Juliana Vianna Pereira, Ana Gabriela Costa Normando, Carla Isabelly Rodrigues-Fernandes, César Rivera, Alan Roger Santos-Silva, and Márcio Ajudarte Lopes, Piracicaba, and Manaus, Brazil, and Talca, Chile

186

**Long-term outcome of nonsurgical treatment of nontuberculous mycobacterial cervicofacial lymphadenitis in children.** Jerome A. Lindeboom, MD, DDS, PhD, the Netherlands

195

### *Online only article*

**Oral lesions in patients with SARS-CoV-2 infection: Could the oral cavity be a target organ?.** Thaís Bianca Brandão, DDS, PhD, Luiz Alcino Gueiros, DDS, PhD, Thayanara Silva Melo, DDS, MSc, Ana Carolina Prado-Ribeiro, DDS, PhD, Ana Cristina Froelich Alo Nesrallah, DDS, Gladys Villas Boas Prado, MD, PhD, Alan Roger Santos-Silva, DDS, PhD, and Cesar Augusto Migliorati, DDS, PhD, São Paulo, Recife, and Piracicaba, Brazil, and Gainesville, USA

e45

---


## ORAL AND MAXILLOFACIAL PATHOLOGY

**Expression of transmembrane protein aquaporin-3 in oral epithelial dysplasia and oral squamous cell carcinoma.** M.S. Lekshmy, T.T. Sivakumar, Anna P. Joseph, B.R. Varun, Vinod Mony, and A. Reshmi, Thiruvananthapuram, India

202

**Prognostic factors in mucoepidermoid carcinoma of the minor salivary glands: A single-center retrospective study.** Masahiko Terauchi, DDS, PhD, Yasuyuki Michi, DDS, PhD, Hideaki Hirai, DDS, PhD, Kentaro Sugiyama, DDS, Akane Wada, DDS, PhD, Hiroyuki Harada, DDS, PhD, and Tetsuya Yoda, DDS, PhD, Tokyo, Japan

209

 **“Ossifying” mucoepidermoid carcinoma: A deceptive clinical presentation.** Brian Wolf, DMD, Stephen Roth, DDS, John Fantasia, DDS, and Victor Nannini, DDS, FACS, East Meadow, USA, and New Hyde Park, New York

217

**Biological information and functional analysis reveal the role of discoidin domain receptor 1 in oral squamous cell carcinoma.** Xilei Zhu, MD, Mianfeng Yao, PhD, Bihan Zhang, MD, Chao Zhu, MD, PhD, Feiya Zhu, MD, PhD, Ting Shen, MD, PhD, and Changyun Fang, MD, PhD, Changsha, P.R. China

221

### *Online only article*

**Oral intramuscular myxoma: Case report and brief review of the literature.** Marco Nisi, DDS, Rossana Izzetti, DDS, MSc, Mario Gabriele, MD, DDS, and Angela Pucci, MD, Pisa, Italy

e52

---

## ORAL AND MAXILLOFACIAL RADIOLOGY

- Depth of invasion determined by magnetic resonance imaging in tongue cancer can be a predictor of cervical lymph node metastasis.** Kazuya Haraguchi, DDS, PhD, Daigo Yoshiga, DDS, PhD, Masafumi Oda, DDS, PhD, Shirou Tabe, DDS, PhD, Sho Mitsugi, DDS, PhD, Osamu Takahashi, DDS, PhD, Manabu Habu, DDS, PhD, Masaaki Sasaguri, DDS, PhD, Yasuhiro Morimoto, DDS, PhD, Izumi Yoshioka, DDS PhD, and Kazuhiro Tominaga, DDS, PhD, Kitakyushu, Japan **231**
- Email and instant messaging applications as platforms for remote oral radiology consultation in maxillofacial fractures.** Medhini Madi, MDS, Mathangi Kumar, MDS, Kalyana Chakravarthy Pentapati, MDS, Ravindranath Vineetha, MDS, and Yogesh Chhapparwal, MDS, Manipal, India **241**
- Do image enhancement filters in complementary metal oxide semiconductor and photostimulable phosphor imaging systems improve the detection of fractured endodontic instruments in periapical radiography?.** Eliana Dantas Costa, PhD, Danieli Moura Brasil, PhD, Hugo Gaêta-Araujo, PhD candidate, Christiano Oliveira-Santos, PhD, and Deborah Queiroz Freitas, PhD, Piracicaba, and Ribeirão Preto, Brazil **247**
- Effective combination of 3 imaging modalities in differentiating between malignant and benign palatal lesions.** Sakurako Asai, DDS, Shin Nakamura, DDS, PhD, Ami Kuribayashi, DDS, PhD, Junichiro Sakamoto, DDS, PhD, Norio Yoshino, DDS, PhD, and Tohru Kurabayashi, DDS, PhD, Tokyo, Japan **256**


---

## LETTER TO THE EDITOR

- Letter to the editor: Enhancing the predictive potential of preoperative DOI assessment using imaging techniques.** Gargi Sarode, BDS, MDS, PhD, MFDS RCPS (Glasg), FNDRF (USA), Sachin C. Sarode, BDS, MDS, PhD, MFDS RCPS(Glasg), FNDRF (USA), Namrata Sengupta, BDS, MDS, and Shankargouda Patil, BDS, MDS, PhD, Pune, India, and Jazan, Saudi Arabia **265**

### AUTHOR INSTRUCTIONS

Instructions for authors are available on the journal's website at <http://www.elsevier.com/journals/oral-surgery-oral-medicine-oral-pathology-and-oral-radiology/2212-4403/guide-for-authors>

 We are pleased to offer Virtual Microscope slides with selected articles. Articles containing Virtual Microscope slides are highlighted by the microscope icon, and can be viewed on the journal's website at [www.oooojournal.net](http://www.oooojournal.net) or on Science Direct at [www.sciencedirect.com](http://www.sciencedirect.com).