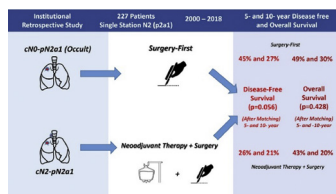


Thoracic Articles free in AATS Journals

Readers who found these articles interesting may also like to read these thoracic papers that can be found in recent issues of AATS journals.

THORACIC

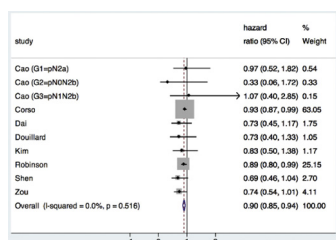
Lung Cancer



STCVS: How effective is neoadjuvant therapy followed by surgery for pathologic Single-station N2 non-small cell lung cancer? *Keshava HB, Tan KS, Dycoco J, Livschitz J, Bott MJ, Huang J, Rusch VW, Isbell JM, Molena D, Jones DR, Rocco G.* *Sem Thorac Cardiovasc Surg.* 2020; in press.

Commentary: Chemotherapy Before or After Surgery in Patients With Single Station N2 Non-Small Cell Lung Cancer: One Size Does Not Fit All. *Brunelli A.* *Sem Thorac Cardiovasc Surg.* 2020; in press.

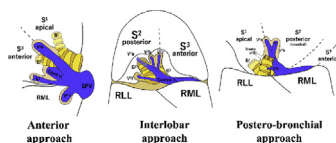
Commentary: Sizing up the future? *Paone G.* *Sem Thorac Cardiovasc Surg.* 2020; in press.



JTCVS OPEN: Mediastinal radiotherapy after adjuvant chemotherapy for resected non-small cell lung cancer with N2 lymphadenopathy: A novel meta-analysis. *Harling L, Jayakumar S, Ashrafian H, Bille A, Toufektzian L, Smith D.* *J Thorac Cardiovasc Surg Open.* 2020; in press.

Commentary: Meta-analysis of post-operative radiotherapy in N2-positive lung cancer—Garbage in, garbage out? *Seastedt KP, Hoang CD.* *J Thorac Cardiovasc Surg Open.* 2021; in press.

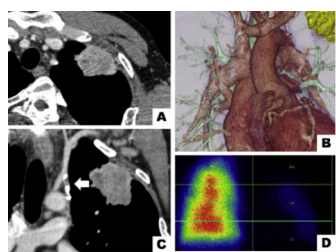
Commentary: A new PORT in the stage IIIA N2 non-small cell lung cancer storm. *Ashbrook MJ, Kim AW.* *J Thorac Cardiovasc Surg Open.* 2021; in press.



JTCVS TECHNIQUES: Right upper lobe segmentectomy guided by simplified anatomical models. *Nakazawa S, Shimizu K, Kawatani N, Obayashi K, Ohtaki Y, Nagashima T, Eguchi T, Yajima T, Shirabe K.* *J Thorac Cardiovasc Surg Tech.* 2020 [In press].

Commentary: The paper from the future. *Hanna WC.* *J Thorac Cardiovasc Surg Tech.* 2020 [In press].

Commentary: Should the Surgical Tactics of Segmentectomy Be Planned on the Anatomy of the Segmental Veins? *Oliveira RL, Ugalde Figueroa P.* *J Thorac Cardiovasc Surg Tech.* 2020 [In press].



JTCVS TECHNIQUES CASE REPORT: Lobectomy for lung cancer in a patient with Fontan circulation: A case report. *Nagayama K, Kitano K, Yoshiyasu N, Nakajima J.* *J Thorac Cardiovasc Surg Tech.* 2021; in press.

Commentary: Fontan physiology and special consideration for lobectomy. *Wahl TS, Wei B.* *J Thorac Cardiovasc Surg Tech.* 2021; in press.

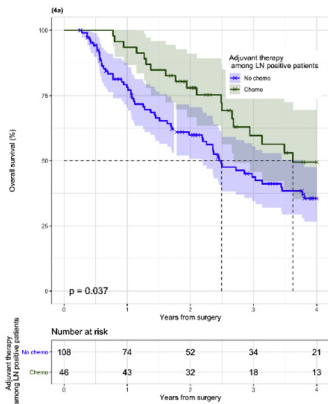
Esophageal Cancer



STCVS: Management of epiphrenic diverticula and short-term outcomes. Sudarshan M, Fort MW, Barlow JM, Allen MS, Ravi K, Nichols F, et al. *Sem Thorac Cardiovasc Surg.* 2020 [in press].

Commentary: Toward minimally invasive management of epiphrenic diverticula. Louie BE. *Sem Thorac Cardiovasc Surg.* 2020 [in press].

Commentary: Measure twice, cut once: Understanding the anatomy of physiology of esophageal epiphrenic diverticula guides optimal surgical management. Gupta V, Darling G. *Sem Thorac Cardiovasc Surg.* 2020 [in press].




JTCVS OPEN: Residual lymph node disease and mortality following neoadjuvant chemoradiation and curative esophagectomy for distal esophageal adenocarcinoma. Kandilis A, Iniguez CB, Khalil H, Mazzola E, Jaklitsch MT, Swanson SJ, Bueno R, Wee JO. *J Thorac Cardiovasc Surg Open.* 2020; in press.

Commentary: Adjuvant chemotherapy after trimodal therapy for esophageal carcinoma—a bitter pill to swallow. Du VX, Groth SS. *J Thorac Cardiovasc Surg Open.* 2020; in press.

Commentary: Systemic adjuvant therapy for esophageal adenocarcinoma. Weksler B. *J Thorac Cardiovasc Surg Open.* 2021; in press.

Trachea



JTCVS OPEN: Novel composite 3D-printed trachea grafts. Weber JF, Rehmani SS, Baig MZ, Lebovics R, Raad W, Connery C, Bhora FY. *J Thorac Cardiovasc Surg Open.* 2020 [in press].

Commentary: The search for a breakthrough in tracheal replacement surgery: The good, the bad, and the downright ugly. Cameron RB. *J Thorac Cardiovasc Surg Open.* 2020 [in press].

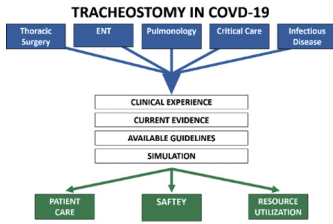


JTCVS TECHNIQUES: Controlled apneic tracheostomy in patients with COVID-19. Weiss KD, Coppolino A 3rd, Wiener DC, McNamee C, Riviello R, NG JM, Jaklitsch MT, Marshall MB, Rochefort MM. *J Thorac Cardiovasc Surg Tech.* 2020; in press.

Commentary: Patients first with physicians safe: Controlled apneic tracheostomy in COVID-19 patients. Omer S, Rajagopal K. *J Thorac Cardiovasc Surg Tech.* 2020; in press.

Commentary: COVID-19 makes innovative but “repetita juvant.” Carrel T, Caversaccio M. *J Thorac Cardiovasc Surg Tech.* 2020; in press.

Thoracic Articles in AATS Journals

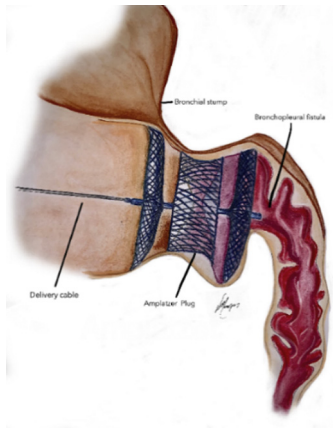


JTCVS TECHNIQUES SURGICAL TECHNIQUE: COVID-19: Team preparation and approach to tracheostomy. *Bribriesco AC, Sudarshan M, Gillespie C, Bryson P, Hopkins B, Tanner D, Raja S, Ahmad U, Raymond D, Murthy SC.* J Thorac Cardiovasc Surg Tech. 2020; in press.

Commentary: Standardization of procedures for health care providers safety in COVID-19 era, with an eye to the future. *Scarci M, Raveglia.* J Thorac Cardiovasc Surg Tech. 2020; in press.

Commentary: COVID-19 tracheostomies—The “how” but not the “why” or “when.” *Wei B, Abraham P.* J Thorac Cardiovasc Surg Tech. 2021; in press.

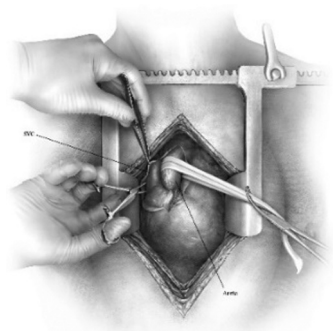
Pleura



JTCVS TECHNIQUES SURGICAL TECHNIQUE: Bronchoscopic treatment of a bronchopleural fistula after pneumonectomy. *Menezes V, Khadadah S, Soder S, Masson J, Lafontaine E, Liberman M.* J Thorac Cardiovasc Surg Tech. 2020; in press.

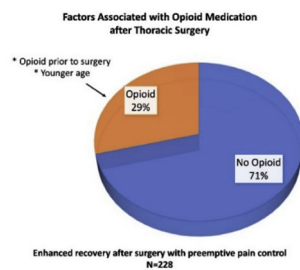
Commentary: An innovative, minimally-invasive approach to post-pneumonectomy bronchopleural fistula. *Elliott IA, Bedi HS, Lui NS.* J Thorac Cardiovasc Surg Tech. 2020; in press.

Commentary: Endoscopic Device Closure to Fix the Dam Problem of Post-Pneumonectomy Bronchopleural Fistula. *Abbas AE.* J Thorac Cardiovasc Surg Tech. 2020; in press.



OPTECHS: Transsternal Transpericardial Bronchopleural Fistula Repair. *Julliard W, Krupnick AS.* Op Tech Thorac Cardiovasc Surg. 2020; in press.

Perioperative Management



JTCVS OPEN: Factors associated with home opioid use after thoracic surgery. *Hodges JD, Nguyen DT, Doan J, Meisenbach LM, Chihara R, Chan EY, Graviss EA, Kim M.* J Thorac Cardiovasc Surg Open. 2020; in press.

Commentary: Everybody hurts, sometimes: ERAS against opioids. *Coster JN, Burt BM.* J Thorac Cardiovasc Surg Open. 2020; in press.

Commentary: Intuitive is important—Opioid-sparing ERAS is not for everyone after thoracic surgery. *Feczko AF, Bribriesco AC.* J Thorac Cardiovasc Surg Open. 2021; in press.