

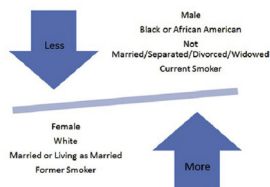
Thoracic Articles in AATS Journals

Readers who found these articles interesting may also like to read these thoracic papers that can be found in recent issues of AATS journals.

THORACIC

Lung Cancer

Follow-Up Rates After a Positive Lung Cancer Screening Exam

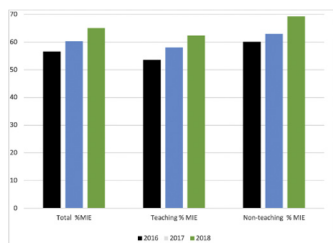


Differential follow-up rates after a positive lung cancer screening exam by gender, race, marital status, and smoking status.

STCVS: Disparities in Follow-Up After Low-Dose Lung Cancer Screening. *Sesti J, Sikora TJ, Turner DS, et al. Semin Thorac Cardiovasc Surg. 2020; 32(4); 1058-1063.*

Commentary: Black Lives Matter—Why We Need to Fix Racial Disparities in Lung Cancer Screening. *Wolf AS. Semin Thorac Cardiovasc Surg. 2020; 32(4); 1064-1065.*

Esophageal Cancer: Education: Brief Research Report



JTCVS OPEN BRIEF RESEARCH REPORT: Crisis of confidence in cardiothoracic trainees: National trends in use of minimally invasive esophagectomy. *Taylor, LJ, Maloney JD. J Thorac Cardiovasc Surg Open. 2020; in press.*

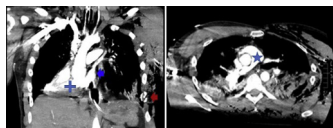
Commentary: MIE—practice what you preach. *Wilkerson JA, Ceppa DP. J Thorac Cardiovasc Surg Open. 2020; in press.*

Esophageal Cancer: Brief Research Report



STCVS: STATE OF THE ART: Robotic bronchoscopy. *Kent AJ, Byrnes KA, Chang SH. Semin Thorac Cardiovasc Surg. 2020; in press.*

Chest Wall: Case Report

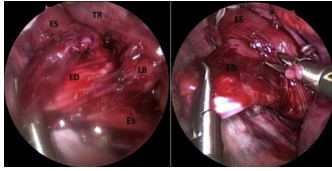


JTCVS TECHNIQUES CASE REPORT: Pericardial rupture with cardiac herniation following blunt thoracic trauma. *LeBlanc N, Tan L. J Thorac Cardiovasc Surg Tech. 2020; in press.*

Commentary: Expeditious treatment of pericardial herniation after blunt trauma. *Jordan S, Yendamuri S. J Thorac Cardiovasc Surg Tech. 2020; in press.*

Commentary: A prompt diagnosis and timely surgical intervention can improve survival after traumatic cardiac herniation. *Muñoz-Largacha JA, Wei B. J Thorac Cardiovasc Surg Tech. 2020; in press.*

Thoracic: Esophageal Duplication: Case Report

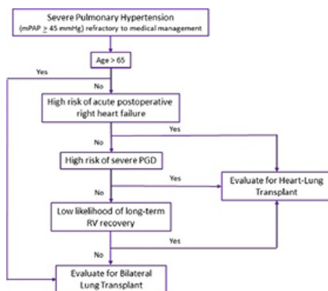


JTCVS TECHNIQUES CASE REPORT: Thoracoscopic resection of esophageal duplication causing tracheobronchomalacia in a 5-year old. *Alushani D, Haxhija EQ, Bizhga M, Saraci B, Khen-Dunlop N.* J Thorac Cardiovasc Surg Tech. 2020; in press.

Commentary: We are in the same minimally invasive boat, and we have to row in the same direction. *Bertolaccini L, Spaggiari L.* J Thorac Cardiovasc Surg Tech. 2020; in press.

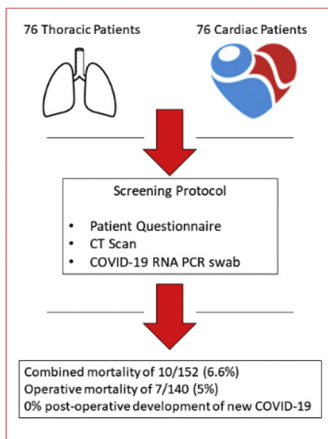
Commentary: Minimally invasive surgery: More than meets the eye. *Paul S.* J Thorac Cardiovasc Surg Tech. 2020; in press.

Lung Transplant



STCVS STATE OF THE ART: Transplant Operative Considerations in Pulmonary Hypertension with Severe Right Heart Failure. *Chang SH, Smith DE, Moazami N, Kon ZN.* Semin Thorac Cardiovasc Surg. 2020; 32(4): 1024-1029.

Perioperative Management



JTCVS OPEN: Cardiothoracic surgery in the midst of a pandemic: Operative outcomes and maintaining a COVID-19-free environment. *Balmforth D, Yates M, Lau K, Hussain A, Lopez-Marco A, Edmondson S, Oo A, Uppal.* J Thorac Cardiovasc Surg Open. 2020; in press.

Commentary: Can we do better during a potential second wave of COVID-19? *Engelman DT, Chatterjee S.* J Thorac Cardiovasc Surg Open. 2020; in press.

Commentary: Cardiothoracic surgery and COVID; Must we coexist? *Weir W, Schoel L, Ailawadi G.* J Thorac Cardiovasc Surg Open. 2020; in press.