




ORAL SURGERY
ORAL MEDICINE
ORAL PATHOLOGY
ORAL RADIOLOGY

CONTENTS

EDITORIAL

- This far but no farther: elimination of protective radiation shielding for dental patients.** James R. Geist, DDS, MS, Detroit, USA 347

CLINICOPATHOLOGIC CONFERENCE

-  **Asymptomatic intrabony radiolucency of the anterior mandible.** Ho-Hyun Sun, DMD, MS, (Brian), Sheng-Chuan Lin, DMD, (Charlie), Chan M. Park, DDS, MD, FACS, and Jeffrey A. Elo, DDS, MS, FACS, Oakland, San Francisco, Pomona, and Loma Linda, USA 350

ORAL SURGERY

- Functional orthodontics after arthroscopic disk repositioning in adolescent anterior disk displacement with mandibular retrusion.** Zhiyang Liu, DDS, MS, Qianyang Xie, DDS, MS, Chi Yang, DDS, MD, Minjie Chen, DDS, MD, Guo Bai, DDS, MS, Pei Shen, DDS, PhD, and Zhigui Ma, DDS, PhD, Shanghai, China 357
- Level IV neck dissection as an elective treatment for oral tongue carcinoma—a systematic review and meta-analysis.** Nativ Weisz Shabtay, MD, and Ohad Ronen, MD, Safed, Israel 363
- The relationship between neurosensory disturbance of the inferior alveolar nerve and the lingual split pattern after sagittal split osteotomy.** Gerardo Martinez—de la Cruz, DDS, PhD, Kensuke Yamauchi, DDS, PhD, Shizu Saito, DDS, Hikari Suzuki, DDS, PhD, Yoshihiro Yamaguchi, DDS, PhD, Yoshihiro Kataoka, DDS, PhD, Shinnosuke Nogami, DDS, PhD, and Tetsu Takahashi, DDS, PhD, Miyagi, Japan 373
- Nasolabial angle and nasal tip elevation changes in profile view following a Le Fort I osteotomy with or without the use of an alar base cinch suture: a long-term cohort study.** Renna Mahsoub, BDS, MSc, Farhad B. Naini, BDS, MSc, PhD, Sameer Patel, BDS, MSc, David Wertheim, MA, PhD, CEng, and Helen Witherow, BDS, MBBS, London, United Kingdom 379

On the Cover: Intra-neural Perineuromas of the Mandible. Images from the article beginning on page 428.

Publication information: *Oral Surgery, Oral Medicine, Oral Pathology, Oral Radiology* (ISSN: 2212-4403) is published monthly by Elsevier Inc., 230 Park Avenue, Suite 800, New York, NY 10169. Business Office: 1600 John F. Kennedy Blvd., Suite 1800, Philadelphia, PA 19103-2899. Editorial Office: 3251 Riverport Lane, Maryland Heights, MO 63043. Customer Service (orders, claims, online, change of address): Elsevier Health Division, Subscription Customer Service, 3251 Riverport Lane, Maryland Heights, MO 63043. Periodicals postage paid at New York, NY and additional mailing offices.

USA POSTMASTER: Send address changes to *Oral Surgery, Oral Medicine, Oral Pathology, Oral Radiology*, Elsevier Customer Service Department, 3251 Riverport Lane, Maryland Heights, MO 63043 USA.

ORAL MEDICINE

Low-level laser therapy in the prevention and treatment of oral mucositis: a systematic review and meta-analysis. Jiakuan Peng, Yujie Shi, Jiongke Wang, Fei Wang, Hongxia Dan, Hao Xu, and Xin Zeng, Chengdu, China 387

Thalidomide use in the management of oromucosal disease: A 10-year review of safety and efficacy in 12 patients. Molly C. Harte, BDS, MFDS (RCS Ed.), Thomas A. Saunbury, BDS, MSc, MJDF(RCS Eng), and Tim A. Hodgson, FDS, FDS(OM), RCS, MRCP(UK), FGDP(UK), London, UK 498

Prescribing patterns of opioid analgesics in a dental setting: 2013–2018. Craig S. Miller, DMD, MS, Chenlu Ke, PhD, Jeffrey T. Witty, BS, and Radha Nagarajan, PhD, Lexington, and Marshfield, USA, and Richmond, Virginia 402

Online only article

Sclerotherapy for atypical oral manifestation of Cowden syndrome. Elliot Cherkas, BA, Allen F. Champion, DDS, and James C. Gates, DMD, MD, Philadelphia, USA e290


ORAL AND MAXILLOFACIAL PATHOLOGY

Malignant transformation in oral lichen planus and lichenoid lesions: a 14-year longitudinal retrospective cohort study of 829 patients in New Zealand. Guangzhao Guan, BDS, MBChB, DclinDent, Li Mei, BDS, DDS, PhD, Ajith Polonowita, BDS, MDSc, Haizal Hussaini, BDS, MDentSci, PhD, Benedict Seo, BDS, DclinDent, PhD, and Alison Mary Rich, BDS, MDSc, PhD, Dunedin, New Zealand 411

Nobiletin selectively inhibits oral cancer cell growth by promoting apoptosis and DNA damage in vitro. Junjun Yang, Yang Yang, Lu Wang, Qiuchen Jin, and Minghui Pan, Wuhan, China 419

Intraneural perineurioma of the mandible: case series of a rare entity. Eugene Ko, DDS, Kristin McNamara, DDS, MS, Douglas Ditty, DDS, and Faizan Alawi, DMD, Philadelphia, and Dover, USA, and Columbus, USA. 428

Online only article

 **Case report of *API2-MALT1* fusion-positive MALT lymphoma arising from bilateral submandibular glands with no evidence of autoimmune syndromes.** Kenichiro Ishibashi, DDS, PhD, Kosuke Saida, DDS, PhD, Masashi Kimura, DDS, PhD, Shusuke Nishiwaki, DDS, Hideaki Tsuji, DDS, and Masahiro Umemura, DDS, PhD, Nagoya, Ogaki, and Ichinomiya, Japan e294

ORAL AND MAXILLOFACIAL RADIOLOGY

Effective doses of dental cone beam computed tomography: effect of 360-degree versus 180-degree rotation angles. Sunil Mutalik, BDS, MDS, Aditya Tadinada, DDS, MDSc, Marco R. Molina, MD, Andrés Sinisterra, BA, and Alan Lurie, DDS, PhD, Winnipeg, Canada, and Farmington, USA 433

Diffusion-weighted magnetic resonance imaging in the characterization of odontogenic cysts and tumors. Rajesh Vanagundi, MD, Jyoti Kumar, MD, Alpana Manchanda, MD, Sujata Mohanty, MS, and Ravi Meher, MS, New Delhi, India 447

Comparison of 2- and 3-dimensional radiologic evaluation of secondary alveolar bone grafting of clefts: a systematic review. Xinlei Yu, MDS, Runzhi Guo, DDS, and Weiran Li, DDS, PhD, Beijing, P. R. China


455

Deep learning systems for detecting and classifying the presence of impacted supernumerary teeth in the maxillary incisor region on panoramic radiographs. Chiaki Kuwada, DDS, Yoshiko Arijii, DDS, PhD, Motoki Fukuda, DDS, Yoshitaka Kise, DDS, PhD, Hiroshi Fujita, PhD, Akitoshi Katsumata, DDS PhD, and Eiichiro Arijii, DDS, PhD, Nagoya, Gifu, and Mizuho, Japan

464

AUTHOR INSTRUCTIONS

Instructions for authors are available on the journal's website at <http://www.elsevier.com/journals/oral-surgery-oral-medicine-oral-pathology-and-oral-radiology/2212-4403/guide-for-authors>

 We are pleased to offer Virtual Microscope slides with selected articles. Articles containing Virtual Microscope slides are highlighted by the microscope icon, and can be viewed on the journal's website at www.oooojournal.net or on Science Direct at www.sciencedirect.com.