




ORAL SURGERY
ORAL MEDICINE
ORAL PATHOLOGY
ORAL RADIOLOGY

CONTENTS

EDITORIAL

- Cancer does not care about coronavirus.** Joshua E. Lubek, DDS, MD, FACS **229**

CLINICOPATHOLOGIC CONFERENCE

-  **Adherent white plaques in a nonsmoker.** Andres Flores-Hidalgo, DDS, MS, and Alice E. Curran, DMD, MS, Greenville, and Chapel Hill, USA **231**

ORAL AND MAXILLOFACIAL SURGERY

- Patient injury-related alcohol use—underestimated in patients with facial fractures?.** Roope Hirvikangas, BDS, Julia Bertell, DDS, Emilia Marttila, MD, DDS, PhD, Maja Löfgren, BDS, Johanna Snäll, MD, DDS, PhD, and Johanna Uittamo, MD, DDS, PhD, Helsinki, Finland **236**
- Effect of the pterygomaxillary disjunction on surgically assisted rapid palatal expansion in context of orthodontic treatment.** Stephan Christian Möhlhenrich, DMD, MSc, MBA, PhD, Jana Heeg, Stefan Raith, MSc, PhD, Kristian Kniha, DMD, PhD, Frank Hölzle, MD, DMD, PhD, Michael Wolf, DMD, MSc, PhD, Ulrike Fritz, DMD, PhD, and Ali Modabber, MD, DDS, MBA, PhD, Witten, and Aachen, Germany **241**
- Incidence of and risk factors for medication-related osteonecrosis of the jaw in women with breast cancer with bone metastasis: a population-based study.** Fredrik Hallmer, DDS, PhD, Olof Bjarnadottir, MD, PhD, Bengt Götrick, DDS, PhD, Per Malmström, MD, PhD, and Gunilla Andersson, DDS, PhD, Lund, and Malmö, Sweden **252**
- Does autofluorescence help detect recurrent squamous cell carcinoma? A prospective clinical study.** Lara Schorn, MD, DDS, Madiha Rana, MSc, PhD, Anna Madry, DDS, Ramin Ipaktchi, MD, Henriette Möllmann, MD, DDS, Nils Claudius Gellrich, MD, DDS, and Majeed Rana, MD, DDS, Duesseldorf, Hamburg, and Hannover, Germany **258**

On the Cover: Potential Role of Autofluorescence in the Detection of Recurrent Oral Squamous Cell Carcinoma. Images from the article beginning on page 258.

Publication information: *Oral Surgery, Oral Medicine, Oral Pathology, Oral Radiology* (ISSN: 2212-4403) is published monthly by Elsevier Inc., 230 Park Avenue, Suite 800, New York, NY 10169. Business Office: 1600 John F. Kennedy Blvd., Suite 1800, Philadelphia, PA 19103-2899. Editorial Office: 3251 Riverport Lane, Maryland Heights, MO 63043. Customer Service (orders, claims, online, change of address): Elsevier Health Division, Subscription Customer Service, 3251 Riverport Lane, Maryland Heights, MO 63043. Periodicals postage paid at New York, NY and additional mailing offices.

USA POSTMASTER: Send address changes to *Oral Surgery, Oral Medicine, Oral Pathology, Oral Radiology*, Elsevier Customer Service Department, 3251 Riverport Lane, Maryland Heights, MO 63043 USA.

Online only article

Unusual exophytic gingival lesion in a newborn treated with diode laser. Thalita Soares Tavares, DDS, Adriana Aparecida Silva da Costa, DDS, Fernanda Bartolomeo Freire-Maia, DDS, MSc, PhD, Leandro Napier Souza, DDS, MSc, PhD, Patrícia Maria Zarzar, DDS, MSc, PhD, Paulo Antônio Martins-Júnior, DDS, MSc, PhD, Maria Cássia Ferreira Aguiar, DDS, MSc, PhD, Ricardo Alves Mesquita, DDS, MSc, PhD, and Patrícia Carlos Caldeira, DDS, MSc, PhD, Belo Horizonte, Brazil.

e74

ORAL MEDICINE

Cues used by dentists in the early detection of oral cancer and oral potentially malignant lesions: findings from the National Dental Practice-Based Research Network. Alexander Ross Kerr, Michael E. Robinson, Cyril Meyerowitz, Douglas E. Morse, Maria L. Aguilar, Scott L. Tomar, Lisa Guerrero, Dianne Caprio, Linda M. Kaste, Sonia K. Makhija, Rahma Mungia, Linda Rasubala, and Walter J. Psoter National Dental PBRN Collaborative Group, New York, Gainesville, Rochester, Portland, Greenville, Chicago, Birmingham, and San Antonio, USA

264

Chronic facial pain: different comorbidities and characteristics between neuropathic and nonneuropathic conditions. Mariana Y. Puerta, DDS, PhD, Ricardo Galhardoni, DDS, PhD, Manoel Jacobsen Teixeira, MD, PhD, Jose Tadeu Tesseroli de Siqueira, DDS, PhD, and Silvia Regina Dowgan Tesseroli de Siqueira, DDS, PhD, São Paulo, Brazil

273

Polymorphism of *TNFRSF1 A* may act as a predictor of severe radiation-induced oral mucositis and a prognosis factor in patients with head and neck cancer. Radosław Mlak, PhD, Tomasz Powrózek, PhD, Anna Brzozowska, PhD, Iwona Homa-Mlak, PhD, Marcin Mazurek, MSc, Paweł Gołębiowski, MD, Dorota Korzeb, MD, Mansur Rahnama-Hezavah, MD, PhD, and Teresa Małecka-Massalska, MD, PhD, Poland

283

Online only article

A self-reported survey on oral health problems in patients with inflammatory bowel disease with a stoma. Christopher X.W. Tan, DDS, MD, Henk S. Brand, MSc, PhD, Sumaira Iqbal, DDS, Nanne K.H. De Boer, MD, PhD, Tymour Forouzanfar, DDS, MD, PhD, and Jan G.A.M. de Visscher, DDS, MD, PhD, Amsterdam, The Netherlands

e80

ORAL AND MAXILLOFACIAL PATHOLOGY

Oral cancer in Papua New Guinea: looking back and looking forward. Rose Andrew Kelwaip, BDS, MPH, Seth Fose, MBBS, Mahmood S. Siddiqui, BDS, Charles P. Molumi, MBBS, MSc, Laurence M. Apaio, BDS, MDS, David I. Conway, FDS, DPH, RCS, PhD, Newell W. Johnson, CMG, FMedSci, Steve J. Thomas, PhD, FRCS, Daniel W. Lambert, BSc, PhD, and Keith D. Hunter, PhD, FRCPath, Port Moresby, Papua New Guinea, and Glasgow, London, and Sheffield, UK

292


Expression of DNA repair genes in oral squamous cell carcinoma using reverse transcription-quantitative polymerase chain reaction. Mônica Ghislaine Oliveira Alves, DDS, MSc, PhD, Natália da Silva Miguel, Camila Cristina Panisello Ferreira, Elis Ribeiro Alvarenga, Bruna Manzaneres Tonon, Patrícia Pimentel de Barros, DVM, MSc, PhD, Celina Faig Lima Carta, DDS, MSc, PhD, Maria Beatriz Nogueira Paschoal, MD, MSc, PhD, José Francisco de Sales Chagas, MD, MSc, PhD, Celso Muller Bandeira, MD, MSc, PhD, Fábio Dumas Nunes, DDS, MSc, PhD, and Janete Dias Almeida, DDS, MSc, PhD, Mogi das Cruzes, São José dos Campos, Campinas, and Brazil

298

- CYP2 C9 polymorphism among patients with oral squamous cell carcinoma and its role in altering the metabolism of benzo[a]pyrene.** Hannah R, MDS, Pratibha Ramani, MDS, PhD, Arvind Ramanathan, BDS, MSc, PhD, Jancy Merlin R, PhD, Gheena S, MDS, Abilasha Ramasubramanian, MDS, and Monika K, MDS, Chennai, India **306**

Online only article

- Ligneous gingivitis secondary to plasminogen deficiency: a multidisciplinary diagnostic challenge.** Marshall MacPherson, BSc, Mindy Pho, DMD, MSc, BSc, FRCD(C), Jacqueline Cox, DDS, MD, MSc, FRCD(C), Jerrold Armstrong, DDS, MSc, FRCD(C), Mark R. Darling, MSc (Dent), MSc (Med), MChD (Path), BChD, and Christina McCord, BSc, DDS, MSc, FRCD(C), London, and Guelph, Canada **e87**

-  **Primary pseudomyogenic hemangioendothelioma of right maxilla: a case with immunohistochemistry and FOSB rearrangement study.** Rong-Hui Xia, DDS, MDS, PhD, Ling Zhu, DDS, MDS, PhD, Li-Zhen Wang, DDS, MDS, Zhen Tian, DDS, MDS, PhD, Chun-Ye Zhang, DDS, MDS, PhD, Yu-Hua Hu, DDS, MDS, PhD, Ting Gu, DDS, and Jiang Li, DDS, MDS, PhD, Shanghai, China **e96**

ORAL AND MAXILLOFACIAL RADIOLOGY

- The role of software in quality assurance for indirect digital intraoral imaging.** Allison Buchanan, DMD, MS, Rachel Hancock, BS, and Sajitha Kalathingal, BDS, MS, Augusta, USA **313**

- Diagnostic efficacy of different cone beam computed tomography scanning protocols in the detection of chemically simulated external root resorption.** Henrique Timm Vieira, DDS, MSc, Mariana Boessio Vizzotto, PhD, Priscila Fernanda da Silveira, PhD, Nádia Assein Arús, PhD, Juliana Andréa Corrêa Travessas, MSc, and Heraldito Luis Dias da Silveira, PhD, Porto Alegre, Brazil **322**

- A quantitative analysis of metal artifact reduction algorithm performance in volume correction with 3 CBCT devices.** Karla de Faria Vasconcelos, DDS, MS, PhD, Polyane Mazucatto Queiroz, DDS, MS, PhD, Marina Codari, MSc, PhD, Laura Ferreira Pinheiro Nicolielo, DDS, MS, Deborah Queiroz Freitas, DDS, MS, PhD, Reinhilde Jacobs, DDS, MS, PhD, and Francisco Haiter-Neto, DDS, MS, PhD, Leuven, Belgium, Piracicaba, Brazil, Politecnico di Milano, Italy, and Huddinge, Sweden **328**

- Comparison of 3 deep learning neural networks for classifying the relationship between the mandibular third molar and the mandibular canal on panoramic radiographs.** Motoki Fukuda, DDS, Yoshiko Arijii, DDS, PhD, Yoshitaka Kise, DDS, PhD, Michihito Nozawa, DDS, Chiaki Kuwada, DDS, Takuma Funakoshi, DDS, Chisako Muramatsu, PhD, Hiroshi Fujita, PhD, Akitoshi Katsumata, DDS, PhD, and Eiichiro Arijii, DDS, PhD, Nagoya, Shiga, Gifu, and Mizuho, Japan **336**

Online only article

- Iatrogenic cervicofacial emphysema after dental procedures: a case series and radiographic review.** Jonathan Michel, DDS, Ashley Aiken, MD, and Shelly Abramowicz, DMD, MPH, Atlanta, USA **e106**

LETTER TO THE EDITOR

Dysgeusia in COVID-19: Possible Mechanisms and Implications. Francina Lozada-Nur, DDS, MS, MPH, Nita Chainani-Wu, DMD, MS, MPH, PhD, Giulio Fortuna, DMD, PhD, and Herve Sroussi, DMD, PhD, San Francisco, Mountain View, and Boston, USA, and Glasgow, United Kingdom

344


ABSTRACT

Abstracts of the 45th Brazilian Society of Oral Medicine and Oral Pathology July 17-19, 2019, Maceió - Alagoas, Brazil (Convention Center of Maceió). GLÓRIA MARIA DE FRANÇA, CAMILA TATYANNE SANTOS FREITAS, FERNANDA ARAGÃO FELIX, LUIS FERREIRA ALMEIDA-NETO, LUIZ CARLOS MOREIRA-JÚNIOR, PETRUS PEREIRA GOMES, and HÉBEL CAVALCANTI GALVÃO

e112

AUTHOR INSTRUCTIONS

Instructions for authors are available on the journal's website at <http://www.elsevier.com/journals/oral-surgery-oral-medicine-oral-pathology-and-oral-radiology/2212-4403/guide-for-authors>

 We are pleased to offer Virtual Microscope slides with selected articles. Articles containing Virtual Microscope slides are highlighted by the microscope icon, and can be viewed on the journal's website at www.oooojournal.net or on Science Direct at www.sciencedirect.com.