




ORAL SURGERY
ORAL MEDICINE
ORAL PATHOLOGY
ORAL RADIOLOGY

CONTENTS

EDITORIAL

- Social media wears a white coat now.** Eugene Ko, DDS 129

CLINICOPATHOLOGIC CONFERENCE

-  **84-year-old woman with a right cheek mass.** Carleigh R. Canterbury, DDS,
David M. Walton, BS, Austin J. Shackelford, DMD, Michele S. Bergen, DMD, MD,
and Scott M. Peters, DDS, New York, USA 130

ORAL AND MAXILLOFACIAL SURGERY

- Facial dog bites treated at the Massachusetts General Hospital over a 20-year period.**
Nancy Zhu, BA, Alexander Cruz Walma, BS, Maria J. Troulis, DDS, MS, and
Meredith August, MD, DMD, Boston, USA 136

- Health-related quality of life after oral cancer treatment: 10-year outcomes.** Simon N.
Rogers, FDS, RCS, FRCS, MD, and Derek Lowe, MSc C.Stat, Ormskirk, Liverpool,
and Congleton, UK 144

- Complications associated with specific characteristics of supernumerary teeth.** Si-
Yeon Park, DDS, PhD, Hyo-Jin Jang, MS, Dae-Seok Hwang, DDS, PhD, Yong-Deok
Kim, DDS, PhD, Sang-Hun Shin, DDS, PhD, Uk-Kyu Kim, DDS, PhD, and Jae-Yeol
Lee, DDS, PhD, Busan, Korea 150

Online only article

- Papillary stenosis of the submandibular gland caused by dental prostheses.** Mirco
Schapher, MD, MSc, Miguel Goncalves, MD, Konstantinos Mantsopoulos, MD, PhD,
Heinrich Iro, MD, Prof., and Michael Koch, MD, Prof., Erlangen, Germany e24

On the Cover: Potential Role of DNA Demethylation Agents in PTEN-deficient Head and Neck Squamous Cell Carcinomas.
Images from the article beginning on page 181.

Publication information: Oral Surgery, Oral Medicine, Oral Pathology, Oral Radiology (ISSN: 2212-4403) is published monthly by Elsevier Inc., 230 Park Avenue, Suite 800, New York, NY 10169. **Business Office:** 1600 John F. Kennedy Blvd., Suite 1800, Philadelphia, PA 19103-2899. **Editorial Office:** 3251 Riverport Lane, Maryland Heights, MO 63043. **Customer Service (orders, claims, online, change of address):** Elsevier Health Division, Subscription Customer Service, 3251 Riverport Lane, Maryland Heights, MO 63043. **Periodicals postage paid at New York, NY and additional mailing offices.**

USA POSTMASTER: Send address changes to *Oral Surgery, Oral Medicine, Oral Pathology, Oral Radiology*, Elsevier Customer Service Department, 3251 Riverport Lane, Maryland Heights, MO 63043 USA.

ORAL MEDICINE

Hypersensitivity reaction of the gingiva to chlorhexidine: case report and literature review. Elli Anna Kotsailidi, DDS, Eleni-Marina Kalogirou, DDS, MSc, Dimitrios Michelogiannakis, DDS, MS, Dimitrios Vlachodimitropoulos, MD, PhD, and Konstantinos I. Tosios, DDS, PhD, New York, USA, and Greece 156

A cross-sectional study of temporomandibular joint coronal plane disk position: imaging reliability and clinical utility. Seema Kurup, MDS, MS, Heidi Crow, DDS, MS, Yoly Gonzalez, DDS, MPH, Eric S. Schiffman, DDS, MS, Edmond T. Truelove, DDS, MS, and Richard Ohrbach, DDS, PhD, OdontDr (h.c.), Farmington, Minneapolis, Buffalo, and Seattle, USA 161

Prevalence and clinical characteristics of patients with oromandibular dystonia seen in the orofacial pain clinic: a retrospective study. Asha Sude, BDS, and Donald R. Nixdorf, DDS, MS, Minneapolis, and Bloomington, USA 169


Which symptoms negatively affect the oral health–related quality of life in patients with osteonecrosis of the jaw?. Takumi Sato, DDS, Junya Kusumoto, DDS, Daisuke Takeda, DDS, PhD, Megumi Kishimoto, DDS, PhD, Masahiko Kashin, DDS, Shungo Furudo, DDS, PhD, and Masaya Akashi, DDS, PhD, Kobe, Japan 175

Online only article

Methodology for the development of a national Dental Practice-Based Research Network survey on dentist’s beliefs and behaviors concerning antibiotic prophylaxis. Jean-Luc C. Mougeot, PhD, James M. Davis, BS, Jing Zhao, MD, PhD, Kathleen A. Sullivan, MA, Martin H. Thornhill, MBBS, BDS, Patrick E. McKnight, PhD, Casey Stephens, MPH, and Peter B. Lockhart, DDS, and the National Dental PBRN Collaborative Group, Charlotte, and Fairfax, USA, and Sheffield, UK e29

ORAL AND MAXILLOFACIAL PATHOLOGY

Loss of *PTEN* sensitizes head and neck squamous cell carcinoma to 5-AZA-2'-deoxycytidine. Gabriell Bonifacio Borgato, DDS, PhD, Gabriel Alvares Borges, DDS, PhD, Ana Paula Souza, DDS, PhD, Cristiane Helena Squarize, DDS, PhD, and Rogerio Moraes Castilho, DDS, PhD, Piracicaba, and Brasilia, Brazil, and Ann Arbor, USA 181

 **Clinicopathologic study of 6 cases of epithelioid osteoblastoma of the jaws with immunoexpression analysis of FOS and FOSB.** Thaís dos Santos Fontes Pereira, Bruno Augusto Benevenuto de Andrade, Mário José Romãnach, Núbia Braga Pereira, Carolina Cavaliere Gomes, Bruno Augusto Linhares Almeida Mariz, Oslei Paes de Almeida, Michelle Agostini, Willie F.P. van Heerden, Roman Carlos, Ricardo Santiago Gomez, and Felipe Paiva Fonseca, Belo Horizonte, Rio de Janeiro, and Piracicaba, Brazil, Pretoria, South Africa, and Guatemala City, Guatemala 191

Online only article

Oral manifestations and clinical progression of a rare double-hit B-cell lymphoma: a case report and review of the literature. Wenli Yu, DDS, PhD, Chan Park, DDS, MD, FACS, and Benjamin Shimel, DDS, Oakland, and San Ramon, USA e38

ORAL AND MAXILLOFACIAL RADIOLOGY

Dose distributions in adult and child head phantoms for panoramic and cone beam computed tomography imaging of the temporomandibular joint. Durer Iskanderani,

BDS, MDS, Mats Nilsson, PhD, Per Alstergren, DDS, PhD, and Kristina Hellén-Halme, DDS, PhD, Malmö, Sweden, and Jeddah, Saudi Arabia 200

Evaluation of a metal artifact reduction algorithm and an optimization filter in the estimation of peri-implant dehiscence defects by using cone beam computed tomography: an in-vitro study. Seval Bayrak, DDS, PhD, Kaan Orhan, Emine Sebnem Kursun Çakmak, Cansu Görürgöz, Onur Odabaş, Dervis Yilmaz, and Cemal Atakan, Ankara, and Bursa, Turkey, and Leuven, Belgium 209

Observer preference for a dedicated medical display vs a standard screen in the detection of dental radioanatomic features. Sohaib Shujaat, MSc (Dent. Sci.), OMFS, Carolina Letelier, DDS, Annelore De Grauwe, MSc, Karla de Faria Vasconcelos, PhD, Berkan Celikten, PhD, and Reinhilde Jacobs, PhD, Leuven, Belgium, Santiago, Chile, Sao Paulo, Brazil, and Sweden 217

Online only article

Magnetic resonance diffusion weighted imaging using constrained spherical deconvolution-based tractography of the extracranial course of the facial nerve. Walid El Kininy, BDentSc, MFDS, MB, BCh, BAO, MRCS, MD, Sch TCD, Darren Roddy, MB, BCh, BAO, MA, MsC, DCP, MRCPsych, HDip, LLB, PhD, Shane Davy, MB, BCh, BAO, SpR, Elena Roman, BSc, Veronica O'Keane, MD, PhD, Erik O'Hanlon, PhD, MSc(Science), BScEng, DipEE, Denis Barry, PhD, and Leo F.A. Stassen, FRCS(I), FDSRCS, MA, FTCD, FFSEM, FFDRCSI, FICD, Deanery, UK, and Dublin, Ireland e44

ABSTRACT

Abstracts from the 22nd International Congress of Dento-Maxillo-Facial Radiology in Conjunction with the 70th Annual Session of the American Academy of Oral and Maxillofacial Radiology. A. Alamoudi, M. Hansen, A. Ruprecht, and D. Kashtwari, Gainesville, FL e57


LETTERS TO THE EDITOR

What can Blockchain technology bring to oral and maxillofacial radiology?. Ibrahim Sevki Bayraktar, DDS, PhD, Yasin Yasa, DDS, PhD, Suayip Burak Duman, DDS, PhD, and Kaan Orhan, DDS, PhD, Eskişehir, Ordu, Malatya, and Ankara, Turkey 225

Undiagnosed and rare diseases: current challenges, perspectives and contribution of oral cavity examination. Daniella Reis Barbosa Martelli, DDS, MS, PhD, and Hercílio Martelli Júnior, DDS, MS, PhD, Montes Claros, Brazil 227

AUTHOR INSTRUCTIONS

Instructions for authors are available on the journal's website at <http://www.elsevier.com/journals/oral-surgery-oral-medicine-oral-pathology-and-oral-radiology/2212-4403/guide-for-authors>

 We are pleased to offer Virtual Microscope slides with selected articles. Articles containing Virtual Microscope slides are highlighted by the microscope icon, and can be viewed on the journal's website at www.oooojournal.net or on Science Direct at www.sciencedirect.com.