

August 2020, Volume 83, Number 2

CONTENTS

Continuing Medical Education

CME 315

Cosmetic treatment in patients with autoimmune connective tissue diseases

Best practices for patients with morphea/systemic sclerosis
*Andrew Creadore, BS, Jacqueline Watchmaker, MD,
Mayra B. C. Maymone, DDS, MD, DSc, Leontios Pappas, MD,
Christina Lam, MD, and Neelam A. Vashi, MD*

341

Answers to CME examination (Identification No. JA0820), August 2020 issue of the *Journal of the American Academy of Dermatology*

342

CME examination

CME 343

Cosmetic treatment in patients with autoimmune connective tissue diseases

Best practices for patients with lupus erythematosus
*Andrew Creadore, BS, Jacqueline Watchmaker, MD,
Mayra B. C. Maymone, DDS, MD, DSc, Leontios Pappas, MD,
Neelam A. Vashi, MD, and Christina Lam, MD*

363

Answers to CME examination (Identification No. JB0820), August 2020 issue of the *Journal of the American Academy of Dermatology*

364

CME examination

Letter from the Editors

365

Big data and cutaneous manifestations of COVID-19

*Jane M. Grant-Kels, MD, Brett Sloan, MD, Jonathan Kantor, MD, and
Dirk M. Elston, MD*

A Clinician's Perspective

367

Topical tacrolimus and malignancy risk: Should the theory be put to rest?

Warren R. Heymann, MD

- Original Articles** **369** Perioperative management of pyoderma gangrenosum
Bottom line: There was no statistically significant perioperative regimen that was most efficacious for preventing progression of disease after surgery; however, only 16.7% of patients progressed after surgery.
Carter K. Haag, MD, Lindsay Bacik, MD, Emile Latour, MS, Daniel C. Morse, MD, Nicole M. Fett, MD, MSCE, and Alex G. Ortega-Loayza, MD
- 375** No evidence of increased cancer incidence in children using topical tacrolimus for atopic dermatitis
Bottom line: This result, which proved robust to potential biases introduced by patient attrition, provides support for current United States and international atopic dermatitis treatment guidelines.
Amy S. Paller, MD, Regina Fölster-Holst, MD, Suephy C. Chen, MD, MS, Thomas L. Diepgen, MD, PhD, Craig Elmets, MD, David J. Margolis, MD, PhD, and Brad H. Pollock, MPH, PhD
- 382** Real-world risk of new-onset inflammatory bowel disease among patients with psoriasis exposed to interleukin 17 inhibitors
Bottom line: The incidence of inflammatory bowel disease among patients with psoriasis exposed to interleukin 17 inhibitors is low, and the risk appears similar to that in unexposed patients.
Shari Wright, BS, Allireza Alloo, MD, Andrew Strunk, MA, and Amit Garg, MD
- 388** Prognostic factors, treatment, and survival in cutaneous pleomorphic sarcoma
Bottom line: In this Surveillance, Epidemiology, and End Results database study, male sex, white race, age >39 years, primary site in the head and neck, size >15 mm, and distant disease were identified as negative prognostic factors. This study demonstrated that surgical treatment of high-risk patients improves outcomes.
Maria A. Ibanez, BS, Kyle Rismiller, MD, and Thomas Knackstedt, MD
- 397** Comparison of a picosecond alexandrite laser versus a Q-switched alexandrite laser for the treatment of nevus of Ota: A randomized, split-lesion, controlled trial
Bottom line: Picosecond alexandrite laser treatment achieved a better clearance with fewer sessions and lower incidences of postinflammatory dyspigmentation, demonstrating better clinical outcomes and fewer adverse events compared with Q-switched alexandrite laser.
Yiping Ge, MD, PhD, Ying Yang, MD, Lifang Guo, MD, Mengli Zhang, MD, PhD, Qiuju Wu, MD, Rong Zeng, MD, PhD, Huizhen Rong, BSN, Gaorong Jia, BSN, Hualing Shi, BSN, Jing Fang, BSN, and Tong Lin, MD, PhD
- 404** Increased risk of second primary hematologic and solid malignancies in patients with mycosis fungoides: A Surveillance, Epidemiology, and End Results analysis
Bottom line: Patients MF require careful attention to signs and symptoms of second primary malignancies, as well as age-appropriate malignancy screenings.
Amrita Goyal, MD, Daniel O’Leary, MD, Kavita Goyal, MD, Nathan Rubin, MS, Kimberly Bohjanen, MD, Maria Hordinsky, MD, Steven T. Chen, MD, MPH, Georgios Pongas, MD, Lyn M. Duncan, MD, and Aleksandr Lazaryan, MD, MPH, PhD

- 412** Representation of older adults in randomized controlled trials on systemic treatment in plaque psoriasis: A systematic review
Bottom line: Randomized controlled trials of systemic treatment in plaque psoriasis seem to underrepresent older adults due to both direct and indirect exclusion. More randomized controlled trial–based evidence in older patients with psoriasis would benefit decision making in clinical practice.
Mirjam J. Schaap, MD, Marieke E. C. van Winden, MD, Marieke M. B. Seyger, MD PhD, Elke M. G. J. de Jong, MD, PhD, and Satish F. K. Lubeek, MD, PhD
- 425** Prevalence estimates for pyoderma gangrenosum in the United States: An age- and sex-adjusted population analysis
Bottom line: Pyoderma gangrenosum is a rare disease that most commonly affects women and individuals aged ≥ 50 years. Our study provides an epidemiologic framework for further characterizing risk factors, clinical associations, and disease outcomes.
Amy Xu, MD, MA, Amrita Balgobind, BA, Andrew Strunk, MA, Amit Garg, MD, and Allireza Alloo, MD
- 430** Outcomes and prognostic factors in African American and black patients with mycosis fungoides/Sézary syndrome: Retrospective analysis of 157 patients from a referral cancer center
Bottom line: MF/SS outcomes are heterogeneous in African American and black patients. Inferior outcomes are associated with clinical characteristics and not with demographic and socioeconomic parameters. African American and black patients with MF/SS shouldn't be treated more aggressively as a group.
Shamir Geller, MD, Emily Lebowitz, MD, Melissa P. Pulitzer, MD, Steven M. Horwitz, MD, Alison J. Moskowitz, MD, Steve Dusza, DrPH, and Patricia L. Myskowsky, MD
- 440** Cutaneous sequelae in neonatal lupus: A retrospective cohort study
Bottom line: Patients should be monitored for and counselled about the possibility of long-term residua.
Rebecca Levy, MD, FRCPC, Lauren Briggs, BSc, Earl Silverman, MD, FRCPC, Elena Pope, MD, MSc, FRCPC, and Irene Lara-Corrales, MD, MSc
- 447** Phase I/II open-label trial of intravenous allogeneic mesenchymal stromal cell therapy in adults with recessive dystrophic epidermolysis bullosa
Bottom line: This form of cell therapy is safe and improves patient symptoms, particularly itch, and reduces skin inflammation and total blister counts.
Ellie Rashidghamat, MBBS, MRCP(UK), Tendai Kadiyirire, MRes, BSc, Salma Ayis, PhD, Gabriela Petrof, PhD, MRCP(UK), Lu Liu, PhD, Venu Pullabhatla, PhD, Chrysanthi Ainali, PhD, Alyson Guy, BSc, Sophia Aristodemou, BSc, James R. McMillan, MSc, MBA, PhD, Linda Ozoemena, PhD, John Mee, PhD, Rashida Pramanik, BSc, Alka Saxena, PhD, Rosamund Nuamah, PhD, Emanuele de Rinaldis, PhD, Sonia Serrano, BSc, Clarisse Maurin, PhD, Magdalena Martinez-Queipo, MSc, Su M. Lwin, MBBS, MRCP(UK), Dusko Ilic, MD, PhD, Anna Martinez, MBBS, FRCP, Francesco Dazzi, MD, PhD, Ineke Slaper-Cortenbach, PhD, Kasper Westinga, PhD, Sabrina Zeddies, PhD, Marcel van den Broek, PhD, Alexandros Onoufriadis, PhD, Jemima E. Mellerio, MD, FRCP, and John A. McGrath, MD, FRCP, FMedSci

- 455** Deep cutaneous fungal infections in solid-organ transplant recipients
Bottom line: DCFIs should be managed by a multidisciplinary team and may require modulation of immunosuppression, systemic antifungal treatment, and/or surgery to obtain complete response.
Agnès Galezowski, MD, Julie Delyon, MD, PhD, Laurence Le Cleach, MD, Sarah Guégan, MD, PhD, Emilie Ducroux, MD, Alexandre Alanio, MD, PhD, Diane Lastennet, MD, PhD, Philippe Moguelet, MD, Ali Dadban, MD, Marie Thérèse Leccia, MD, PhD, François Le Pelletier, MD, Camille Francès, MD, Céleste Lebbé, MD, PhD, and Stéphane Barete, MD, PhD, on behalf of Skin and Organ Transplantation Group of the French Society of Dermatology
- 463** Functional status and survival in patients ≥ 85 years of age who have keratinocyte carcinoma: A retrospective cohort study
Bottom line: The Karnofsky Performance Scale and Katz Activities of Daily Living predicted short-term survival in this study. Functional status should be considered during shared decision-making for elderly individuals seeking treatment for keratinocyte carcinoma.
Niki B. Vora, MSc, Karen L. Connolly, MD, Stephen Dusza, DrPH, Anthony M. Rossi, MD, Kishwer S. Nehal, MD, and Erica H. Lee, MD
- 469** Surgery versus combined treatment with curettage and imiquimod for nodular basal cell carcinoma: One-year results of a noninferiority, randomized, controlled trial
Bottom line: Curettage and imiquimod is a minimally invasive treatment alternative that decreases the workload on dermatologic practice and enables treatment for patients at home.
Kelly A. E. Sinx, MD, Patty J. Nelemans, MD, PhD, Nicole W. J. Kelleners-Smeets, MD, PhD, Veronique J. L. Winnepenninckx, MD, PhD, Aimee H. M. M. Arits, MD, PhD, and Klara Mosterd, MD, PhD
- 477** Open-label, long-term extension study to evaluate the safety of clascoterone (CB-03-01) cream, 1% twice daily, in patients with acne vulgaris
Bottom line: Clascoterone cream represents a potential long-term topical acne vulgaris treatment.
Lawrence Eichenfield, MD, Adelaide Hebert, MD, Linda Stein Gold, MD, Martina Cartwright, PhD, Enrico Fragasso, MS, Luigi Moro, PhD, and Alessandro Mazzetti, MD
- 486** Pernio-like skin lesions associated with COVID-19: A case series of 318 patients from 8 countries
Bottom line: Patients with pernio-like lesions generally had benign clinical courses. Importantly, because some of these patients may be infectious, isolation and COVID-19 testing must be considered.
Esther E. Freeman, MD, PhD, Devon E. McMahon, BA, Jules B. Lipoff, MD, Misha Rosenbach, MD, Carrie Kovarik, MD, Junko Takeshita, MD, PhD, MSCE, Lars E. French, MD, Bruce H. Thiers, MD, George J. Hruza, MD, MBA, and Lindy P. Fox, MD, for the American Academy of Dermatology Ad Hoc Task Force on Covid-19

-
- Dermatologic Surgery** **493** Surgical margins required for basal cell carcinomas treated with Mohs micrographic surgery according to tumor features
Bottom line: Nodular basal cell carcinomas less than 6 mm may be cleared with 3-mm margins instead of the 4-mm recommendation.
Felipe B. Cerci, MD, MSc, Elisa M. Kubo, MD, Betina Werner, MD, MSc, PhD, and Stanislav N. Tolkachjov, MD
-
- Dermatopathology** **501** Lymphocytic thrombophilic arteritis and cutaneous polyarteritis nodosa: Clinicopathologic comparison with blinded histologic assessment
Bottom line: Clinicopathologic correlation is important in distinguishing these conditions because cPAN can sometimes have a paucity of neutrophils on histology.
Robert I. Kelly, FACD, Edmund Wee, MBBS (Hons), Showan Balta, FRCPA, and Richard A. Williams, FRCPA
-
- From the Academy** **509** The American Academy of Dermatology COVID-19 registry: Crowdsourcing dermatology in the age of COVID-19
Esther E. Freeman, MD, PhD, Devon E. McMahon, BA, Matthew E. Fitzgerald, DrPH, Lindy P. Fox, MD, Misha Rosenbach, MD, Junko Takeshita, MD, PhD, MSCE, Lars E. French, MD, Bruce H. Thiers, MD, and George J. Hruza, MD, MBA
-
- Reviews** **511** Skin cancer and skin cancer risk behaviors among sexual and gender minority populations: A systematic review
Bottom line: Sexual minority men have a higher prevalence of both skin cancer and indoor tanning bed use compared with heterosexual men, which likely reflects unique community pressures and appearance ideals in this community.
Sean Singer, BS, Elizabeth Tkachenko, BS, Howa Yeung, MD, MSc, and Arash Mostaghimi, MD, MPA, MPH
- 523** Differing biologic behaviors of desmoplastic melanoma subtypes: Insights based on histopathologic, immunohistochemical, and genetic analyses
Bottom line: The clinical differences between the DM subtypes, with mixed DM being the more aggressive subtype, help guide management of the disease.
Kevin Yang, BS, and Meera Mahalingam, MD, PhD, FRCPath
- 532** Acne vulgaris and risk of depression and anxiety: A meta-analytic review
Bottom line: Patients should have access to effective acne treatment and clinicians may consider incorporating psychiatric screening or referral systems.
Danielle V. Samuels, PhD, Robert Rosenthal, PhD, Rick Lin, DO, MPH, Soham Chaudhari, DO, and Misaki N. Natsuaki, PhD

- 542** The prevalence and odds of anxiety and depression in children and adults with hidradenitis suppurativa: Systematic review and meta-analysis
Bottom line: Dermatologists should screen for depression/anxiety in patients with hidradenitis suppurativa and refer them for psychiatric evaluation and appropriate treatment when necessary.
Isabelle Jalenques, MD, PhD, Laura Ciortianu, MSc, Bruno Pereira, MD, Michel D'Incan, MD, PhD, Sophie Lauron, MD, and Fabien Rondepierre, PhD
- 554** Emerging medical treatments for hidradenitis suppurativa
Bottom line: New medical treatments have emerged that specifically work against a variety of pathogens and proinflammatory mediators associated with hidradenitis suppurativa.
Alexis B. Lyons, MD, Nadine Shabeeb, MD, MPH, Cynthia L. Nicholson, MD, Taylor L. Braunberger, MD, Anjelica Peacock, BS, and Iltefat H. Hamzavi, MD
- 563** Characterizing the adverse dermatologic effects of hydroxychloroquine: A systematic review
Bottom line: The most common reactions included drug eruptions, hyperpigmentation, pruritus, and acute generalized exanthematous pustulosis, occurring over a wide range of mean cumulative doses. Almost all underlying conditions were rheumatologic or autoimmune in nature.
Ajay N. Sharma, BS, Natasha A. Mesinkovska, MD, PhD, and Taraneh Paravar, MD
- 579** Hydroxychloroquine effects on psoriasis: A systematic review and a cautionary note for COVID-19 treatment
Bottom line: Cases of new onset, relapse, or exacerbations of psoriasis have been reported with the use of hydroxychloroquine. It is especially important to monitor for such adverse effects during the potential use of hydroxychloroquine for treatment or prophylaxis in patients with a COVID-19 infection.
Muskaan Sachdeva, BHSc, Asfandyar Mufti, MD, Khalad Maliyar, BA, Yuliya Lytvyn, PhD, and Jensen Yeung, MD, FRCPC

Research Letters

- 587** Thick melanoma is associated with low melanoma knowledge and low perceived health competence, but not delays in care
Sophia H. Zhang, BS, Rebecca Liu, BS, Nalyn Siripong, PhD, John M. Kirkwood, MD, Matthew P. Holtzman, MD, Diwakar Davar, MD, Yana Najjar, MD, Keely Marshall, MD, PhD, Stephanie R. Jackson Cullison, MD, PhD, Neil A. Houston, MD, Galen Switzer, PhD, and Laura K. Ferris, MD, PhD
- 590** Evaluation of a virtual basic dermatology curriculum for dermoscopy by using the triage amalgamated dermoscopic algorithm for novice dermoscopists
Jason R. Susong, MD, Hadjh T. Ahrns, MD, Andrew Daugherty, MD, Ashfaq A. Marghoob, MD, and Elizabeth V. Seiverling, MD
- 592** Sex trends in leadership of the American Academy of Dermatology: A cross-sectional study
Albert G. Wu, MS, and Shari R. Lipner, MD, PhD
- 594** A survey study of resident experiences of sexual harassment during dermatology training
Madeline E. DeWane, BA, Sarah Mattessich, BS, Rong Wu, MS, PhD, and Diane Whitaker-Worth, MD

- 596** How to improve the clinical experience for dermatology patients requiring a genital examination: A randomized trial of deodorizing wipes versus standard of care
Susruthi Rajanala, BA, Lauren K. Burdine, BA, Mayra B. C. Maymone, MD, DSc, and Neelam A. Vashi, MD
- 600** Acral melanoma with eccrine involvement: Comments and controversies
Jorge Magdaleno-Tapial, MD, Cristian Valenzuela-Oñate, MD, José María Ortiz-Salvador, PhD, Álvaro Martínez-Doménech, MD, Marta García-Legaz-Martínez, MD, Gemma Pérez-Pastor, PhD, Pablo Hernández-Bel, PhD, Amparo Pérez-Ferriols, PhD, and Víctor Alegre-de Miquel, PhD
- 602** Optimizing presentation of expected treatment outcomes
Jeremy K. Bray, BA, Matthew C. Johnson, BS, E. J. Masicampo, PhD, and Steven R. Feldman, MD, PhD
- 604** Lack of genotype-phenotype correlation in basal cell nevus syndrome: A Dutch multicenter retrospective cohort study
Betül Cosgun, MD, Marie G. H. C. Reinders, MD, PhD, Michel van Geel, PhD, Peter M. Steijlen, MD, PhD, Antonius F. W. van Hout, MD, Edward M. Leter, MD, PhD, Jasper J. van der Smagt, MD, Johanna M. van Hagen, MD, Lieke P. V. Berger, MD, C. Marleen Kets, MD, PhD, Anja Wagner, MD, PhD, Cora M. Aalfs, MD, PhD, Frederik J. Hes, MD, PhD, Lizet E. van der Kolk, MD, PhD, Johan J. P. Gille, PhD, and Klara Mosterd, MD, PhD
- 607** Skin cancer and dermatoses in a majority-Hispanic population of solid organ transplant recipients
Brandon L. Adler, MD, Jan Smogorzewski, MD, Tiffany Sierra, BS, Orr Shauly, BS, Daria Osipchuk, BS, Melanie Miller, MD, Melissa Mert, MS, Michael W. Fong, MD, Sivagini Ganesh, MD, Hyosun Han, MD, Gino K. In, MD, MPH, Thin Thin Maw, MD, MS, Miroslaw Smogorzewski, MD, PhD, Jenny Hu, MD, Binh Ngo, MD, David Lee, MD, and Iris Ahronowitz, MD
- 610** Engaging but inaccurate: A cross-sectional analysis of acne videos on social media from non—health care sources
Andrea J. Borba, MS, Paulina M. Young, BS, Charlotte Read, MBBS, BSc, and April W. Armstrong, MD, MPH
- 612** Characterizing procedural complications using a structured dermatology triage approach in an academic center
Vinod E. Nambudiri, MD, MBA, Christine P. Lin, BA, Alice J. Watson, MD, MPH, and F. Clarissa Yang, MD
- 614** Surgical skills video-based assessment tool for dermatology residents: A prospective pilot study
Pooja Chitgopeker, MBChB, Kirk Sidey, MD, MBA, Adam Aronson, MD, Jina Chung, MD, Gretchen Roth, MD, Brian Swick, MD, Hillary Johnson-Jahangir, MD, PhD, Marta VanBeek, MD, MPH, Karolyn A. Wanat, MD, and Nkanyenzi Ferguson, MD
- 616** Closing the clinical support perception gap: An opportunity to improve alignment between dermatologists and staff in the academic setting
Rebecca L. Yanovsky, BS, Rana Abdat, MD, and F. Clarissa Yang, MD

- 619** In vivo identification of amyloid and mucin in basal cell carcinoma with combined reflectance confocal microscopy—optical coherence tomography device and direct histopathologic correlation
Aditi Sahu, PhD, Miguel Cordova, MD, Melissa Gill, MD, Christi Alessi-Fox, MS, Cristián Navarrete-Dechent, MD, Salvador González, MD, Nicusor Ifimia, PhD, Milind Rajadhyaksha, PhD, Ashfaq A. Marghoob, MD, and Chih-Shan J. Chen, MD, PhD
- 622** Dermatology education in geriatric fellowship programs: A nationwide survey of program directors
Connie S. Zhong, MSc, Connie R. Shi, MD, and Vinod E. Nambudiri, MD, MBA
- 624** Predicting future dermatology academic productivity from medical school publications
Michael R. Stephens, BA, John S. Barbieri, MD, MBA, and Jules B. Lipoff, MD
- 626** Factors contributing to cancer worry in the skin cancer population
Nima Khoshab, MS, Toral S. Vaidya, MPH, Stephen Dusza, DrPH, Kishwer S. Nehal, MD, and Erica H. Lee, MD
- 629** Factors associated with follow-up adherence in patients seen at a referral-based dermatology clinic for the homeless
Amanda Truong, BS, Caroline W. Laggis, MD, Trevor D. Annis, BS, Aaron M. Secrest, MD, PhD, Nora F. Fino, MS, Douglas L. Powell, MD, Laura J. Gardner, MD, MS, Tiffany Gregory, PA-C, Christopher M. Hull, MD, and Bethany K. H. Lewis, MD, MPH
- 631** Impostor syndrome in United States dermatology residents
Paul A. Regan, BS, Cassidy Shumaker, MPH, and Joslyn S. Kirby, MD, MEd, MS
- 633** Income inequality between male and female clinical faculty at public academic dermatology departments
Lark Guss, MD, MSc, Qinyu Chen, MHS, Chen Hu, PhD, Zach Guss, MD, MSc, Sewon Kang, MD, and Anna Grossberg, MD
- 636** Impact of Camp Discovery volunteerism on provider burnout and empathy
Julia Bensimon, MD, Karen Wiss, MD, and Sumeet Banker, MD, MPH
- 638** Assessing the financial literacy of dermatology residents: A nationwide survey
Ajay N. Sharma, BS, and Nathan W. Rojek, MD
- 640** The diminishing presence of dermatologists in the care of hospitalized patients receiving Medicare benefits
Efe Kakpovbia, BA, Randie H. Kim, MD, PhD, David E. Cohen, MD, and Oluwatobi A. Ogbechie-Godec, MD, MBA

- 643** Nagashima-type palmoplantar keratosis in Finland caused by a *SERPINB7* founder mutation
Katariina Hannula-Jouppi, MD, PhD, MBA, Liisa Harjama, MD, Elisabet Einarsdottir, PhD, Outi Elomaa, PhD, Kaisa Kettunen, PhD, Janna Saarela, MD, PhD, Minna Soronen, MD, Laura Bouchard, MD, PhD, Katriina Lappalainen, MD, PhD, Hannele Heikkilä, MD, PhD, Sirpa Kivirikko, MD, PhD, Mikko R. J. Seppänen, MD, PhD, Juha Kere, MD, PhD, and Annamari Ranki, MD, PhD
- 645** Evaluation of the psychosocial impact of a Social Interaction Skills Training (SIST) workshop for patients with vitiligo: A pilot study
Andrea Tan, BS, Lisa M. Schuster, PhD, Mona A. Robbins, PhD, Radha Holavanahalli, PhD, and Amit G. Pandya, MD
- 647** Gender differences in the risk of secondary malignancies in patients with mycosis fungoides and Sézary syndrome
Rawaa Almkhitar, MD, Frances Gill, MPH, Rebecca Soine, MD, and Elizabeth McBurney, MD
- 648** Comparing online engagement and academic impact of dermatology research: An Altmetric Attention Score and PlumX Metrics analysis
Justin L. Jia, BS, Betty Nguyen, BS, Dawson E. Mills, BA, Danielle J. Polin, BA, and Kavita Y. Sarin, MD, PhD
- 651** A resident-as-teacher program increases dermatology residents' knowledge and confidence in teaching techniques: A pilot study
Susan Burgin, MD, Connie S. Zhong, MSc, and Jasmine Rana, MD
- 653** YouTube as a source of dermatologic information on isotretinoin
Laura Xiang, BA, Sairekha Ravichandran, BS, Nina Tamashunas, BS, Angie Wan, BA, Rishabh S. Mazmudar, BS, and Jeffrey F. Scott, MD
- 655** High-risk body sites for actinic keratosis in outdoor and indoor workers: A retrospective review
Annemarie Weber, MSc, Linda Tizek, MPH, Tilo Biedermann, MD, and Alexander Zink, MD, MPH, PhD
- 657** Assessing practice gaps in the outpatient management of cutaneous small vessel vasculitis
Sophia Hu, BA, Sarah Shangraw, MD, and Sabrina Newman, MD
- 659** Patch testing and contact allergen avoidance in patients with lichen planopilaris and/or frontal fibrosing alopecia: A cohort study
Sonya Prasad, BA, Dustin H. Marks, BS, Laura J. Burns, BA, Brianna De Souza, MD, Elizabeth A. Flynn, BA, Pamela Scheinman, MD, Dianne Silvestri, MD, JiaDe Yu, MD, Kristen LoSicco, MD, and Maryanne M. Senna, MD
- 661** Risk of malignancy in histiocytoid Sweet syndrome: A systematic review and reappraisal
Roger Haber, MD, Joelle Feghali, MD, and Maria El Gemayel, MD
- 663** Primary imputation methods impact efficacy results in hidradenitis suppurativa clinical trials
John W. Frew, MBBS(Hons), MMed, MSc

- 665** Efficacy of oral zinc and nicotinamide as maintenance therapy for mild/moderate hidradenitis suppurativa: A controlled retrospective clinical study
Elisa Molinelli, MD PhD student, Valerio Brisigotti, MD, PhD, Anna Campanati, Prof, Claudia Sapigni, MD, Alfredo Giacchetti, MD, Carlo Cota, MD, and Annamaria Offidani, Prof
- 667** Chilblains is a common cutaneous finding during the COVID-19 pandemic: A retrospective nationwide study from France
Adèle de Masson, MD, PhD, Jean-David Bouaziz, MD, PhD, Luc Sulimovic, MD, Charles Cassius, MD, Marie Jachiet, MD, Marius-Anton Ionescu, MD, PhD, Michel Rybojad, MD, Martine Bagot, MD, PhD, and Tu-Anh Duong, MD, PhD, on behalf of the SNDV (French National Union of Dermatologists-Venereologists)
- 670** Association of outdoor activity restriction and income loss with patient-reported outcomes of psoriasis during the COVID-19 pandemic: A web-based survey
Yehong Kuang, MD, Minxue Shen, PhD, Qiaolin Wang, BS, Yi Xiao, MD, Chengzhi Lv, MD, Yan Luo, BS, Wu Zhu, MD, and Xiang Chen, MD
- 672** The importance of fit testing in decontamination of N95 respirators: A cautionary note
David Ozog, MD, Angela Parks-Miller, CCRP, CWCA, Indermeet Kohli, PhD, Alexis B. Lyons, MD, Shanthi Narla, MD, Angeli E. Torres, MD, DPDS, Martin Levesque, MPH, Henry W. Lim, MD, and Iltefat H. Hamzavi, MD
- 674** Cutaneous manifestations related to coronavirus disease 2019 (COVID-19): A prospective study from China and Italy
Vincenzo De Giorgi, MD, Sebastiano Recalcati, MD, Ziyi Jia, MD, Wei Chong, MD, Renyu Ding, MD, Yunhua Deng, MD, Federica Scarfi, MD, Federico Venturi, MD, Luciana Trane, MD, Alessia Gori, MD, Flavia Silvestri, MD, Xing-Hua Gao, MD, and Torello Lotti, MD
- 675** COVID-19 and personal protective equipment: Treatment and prevention of skin conditions related to the occupational use of personal protective equipment
Seemal R. Desai, MD, Carrie Kovarik, MD, Bruce Brod, MD, William James, MD, Matthew E. Fitzgerald, DrPh, Ave Preston, MSN, RN, CWOCN, and George J. Hruza, MD, MBA
- 677** The risk of respiratory tract infections and symptoms in psoriasis patients treated with interleukin 17 pathway-inhibiting biologics: A meta-estimate of pivotal trials relevant to decision making during the COVID-19 pandemic
Marilyn T. Wan, MBChB, MPH, Daniel B. Shin, PhD, Kevin L. Winthrop, MD, MPH, and Joel M. Gelfand, MD, MSCE
- 680** Androgenetic alopecia present in the majority of patients hospitalized with COVID-19: The “Gabrin sign”
Carlos Gustavo Wambier, MD, PhD, Sergio Vaño-Galván, MD, PhD, John McCoy, PhD, Alba Gomez-Zubiaur, MD, Sabina Herrera, MD, PhD, Ángela Hermosa-Gelbard, MD, Oscar M. Moreno-Arrones, MD, PhD, Natalia Jiménez-Gómez, MD, Alvaro González-Cantero, MD, PhD, Pablo Fonda-Pascual, MD, Gonzalo Segurado-Miravalles, MD, Jerry Shapiro, MD, Bibiana Pérez-García, MD, PhD, and Andy Goren, MD

	682	Retrospective analysis of smell and taste disturbances associated with dermatologic medications reported to the United States Food and Drug Administration and relevance to COVID-19 infections <i>Yu Wang, BA, and Shari R. Lipner, MD, PhD</i>
	685	The immediate impact of COVID-19 on US dermatology practices <i>Graham H. Litchman, DO, MS, and Darrell S. Rigel, MD, MS</i>
	687	Cutaneous manifestations of COVID-19: A preliminary review <i>Justin L. Jia, BS, Marija Kamceva, BS, Saieesh A. Rao, BS, and Eleni Linos, MD, DrPH</i>

Health Policy & Practice	691	Dissecting drug pricing: Supply chain, market, and nonmarket trends impacting clinical dermatology <i>Harrison P. Nguyen, MD, MBA, MPH, Jonathan A. Go, BBA, John S. Barbieri, MD, MBA, Dow Stough, MD, Benjamin K. Stoff, MD, MA, Howard P. Forman, MD, MBA, Jean L. Bolognia, MD, and Joerg Albrecht, MD, PhD, for the Group for Research of Policy Dynamics in Dermatology</i>
-------------------------------------	------------	--

Infographics	700	A dermatologic manifestation of COVID-19: Transient livedo reticularis <i>Iviensan F. Manalo, MD, Molly K. Smith, MD, Justin Cheeley, MD, and Randy Jacobs, MD</i>
---------------------	------------	---

Commentary	701	Ethical implications of optimizing presentation of expected treatment outcomes <i>Jane M. Grant-Kels, MD</i>
	703	United States Cutaneous Lymphoma Consortium recommendations for treatment of cutaneous lymphomas during the COVID-19 pandemic <i>John A. Zic, MD, Weiyun Ai, MD, Oleg E. Akilov, MD, PhD, Joi B. Carter, MD, Madeleine Duvic, MD, Francine Foss, MD, Michael Girardi, MD, Alejandro A. Gru, MD, Ellen Kim, MD, Amy Musiek, MD, Elise A. Olsen, MD, Stefan M. Schieke, MD, Michi Shinohara, MD, Jasmine M. Zain, MD, and Larisa J. Geskin, MD</i>
	705	Head and neck surgery is a high-risk procedure for COVID-19 transmission, and there is a need for a preventive strategy to protect professionals <i>Ignacio Garcia-Doval, MD, MSc Epid, PhD</i>

Ethics Journal Club	707	Web-based dermatology residency interviews in the time of coronavirus disease 2019 (COVID-19) <i>Sonal Muzumdar, BS, Jane M. Grant-Kels, MD, and Hao Feng, MD, MHS</i>
----------------------------	------------	---

JAAD ONLINE

Available at <http://www.jaad.org>

- Clinical Pearls**
- e97** Application of cyanoacrylate to achieve hemostasis in elderly patients with inflamed, friable, and fragile skin receiving anticoagulation therapy after dermatologic surgery
Sonal Muzumdar, BS, and Hao Feng, MD, MHS
- e99** Surgical marking pen improving nail pitting visualization
Cristina Diniz Borges Figueira de Mello, MD, Nilton Gioia Di Chiacchio, MD, PhD, and Nilton Di Chiacchio, MD, PhD
- e103** Algorithm for the classification of COVID-19 rashes
Daniel Ortega-Quijano, MD, Juan Jimenez-Cauhe, MD, Gerald Selda-Enriquez, MD, Montserrat Fernandez-Guarino, PhD, and Diego Fernandez-Nieto, MD
- Therapeutic Pearls**
- e105** Intense pulsed light for improving dry eye disease in rosacea
Aria Vazirnia, MD, MAS, Heidi Wat, MD, Melissa J. Danesh, MD, and R. Rox Anderson, MD
- e107** A pinch of salt is all it takes! The novel use of table salt for the effective treatment of pyogenic granuloma
Sanober Burzin Daruwalla, MD, and Rachita S. Dhurat, MD
- Surgical Pearls**
- e109** Trap technique for bloodless removal of digital pyogenic granuloma
Deepak Jakhar, MD, and Ishmeet Kaur, MD
- e111** Silver-impregnated foam dressings over circumferentially involved curved surfaces in epidermolysis bullosa hand surgery
Aditya Yadav, MS, MCh, Satyaswarup Tripathy, MS, MCh, and Rahul Mahajan, MD
- e113** Use of a novel suture retention device to protect skin edges while using pulley suture technique for high-tension wound closure
Kelsey Ferrell, DO, Whitney Fancher, MD, and William Lear, MD
- e117** Blunt curettage for postoperative hematomas
Annie Liu, MD, and Daniel B. Eisen, MD
- Technology Pearls**
- e119** Two-step, imaging-device—guided, precise filler-injection technique
Yau-Li Huang, MD, Shyue-Luen Chang, MD, and Chun-Yu Cheng, MD
- e121** Use of magnetic resonance imaging as a noninvasive technique to identify acral lentiginous melanoma
Liqing Kong, MD, Keping Tan, MD, Hongwei Tan, MD, and Jun Li, PhD
- Notes & Comments**
- e125** Second primary malignancies after initial cutaneous pleomorphic sarcoma: A national database study
Asad Loya, BS, Vignesh Ramachandran, BS, and Kevin Phan, MD
- e129** Comment on “YouTube as a source of dermatologic information on isotretinoin”
Tanya Greywal, MD, and Amanda Marsch, MD





- e131** Reply to: “Comment on ‘YouTube as a source of dermatologic information on isotretinoin’”
Laura Xiang, BA, and Jeffrey F. Scott, MD
- e133** Machine learning and the future of Medicare fraud detection
Dan Gordon, BS, and Daniel M. Siegel, MD, MS
- e135** Comment on “Histopathologic features distinguishing secondary syphilis from its mimickers”
Sébastien Menzinger, MD, and Sylvie Fraitag, MD
- e137** Reply to “Comment on ‘Histopathologic features distinguishing secondary syphilis from its mimickers’”
Alexandra Flamm, MD, Veronica Merelo Alcocer, MD, Viktoryia Kazlouskaya, MD, PhD, Eun Ji Kwon, MD, and Dirk Elston, MD
- e139** Recurring transient lymphadenopathy after microneedling with platelet-rich plasma for androgenetic alopecia
Cemile Tuğba Altunel, MD, and A. Tülin Güleç, MD
- e141** Reply to “COVID-19 can present with a rash and be mistaken for dengue”: Petechial rash in a patient with COVID-19 infection
Juan Jimenez-Cauhe, MD, Daniel Ortega-Quijano, MD, Marta Prieto-Barrios, MD, Oscar M. Moreno-Arrones, MD, PhD, and Diego Fernandez-Nieto, MD
- e143** Reply to: “Various forms of skin rash in COVID-19: Petechial rash in a patient with COVID-19 infection”
Beuy Joob, PhD, and Viroj Wiwanitkit, MD
- e145** Pattern hair loss: Assessment of microinflammation in miniaturized and terminal hair follicles through horizontal histologic sections
Maira Renata Merlotto, MD, Paulo Müller Ramos, MD, PhD, and Hélio Amante Miot, MD, PhD
- e147** Reply to comment on: “Pattern hair loss: Assessment of microinflammation in miniaturized and terminal hair follicles through horizontal histologic sections”
Manuel Valdebran, MD, Joshua Mo, BSc, Linda Doan, MD, PhD, and Dirk M. Elston, MD
- e149** COVID-19: Should sexual practices be discouraged during the pandemic?
ZhiQiang Yin, MD, PhD
- e151** Cyclosporine therapy during the COVID-19 pandemic
Lidia Rudnicka, MD, PhD, Paulina Glowacka, MD, Mohamad Goldust, MD, PhD, Mariusz Sikora, MD, PhD, Marta Sar-Pomian, MD, PhD, Adriana Rakowska, MD, PhD, Zbigniew Samochocki, MD, PhD, and Malgorzata Olszewska, MD, PhD

- e153** Exploring the risk of severe COVID-19 infection in patients with hidradenitis suppurativa
Janyla A. Seltzer, BS, Chidubem A. V. Okeke, BS, Jessica D. Perry, BA, William D. Shipman, PhD, Ginette A. Okoye, MD, and Angel S. Byrd, MD, PhD
- e155** Reply to: “A dermatologic manifestation of COVID-19: Transient livedo reticularis”
Cristina Thomas, MD
- e157** Reply to: “Reply: A dermatologic manifestation of COVID-19: Transient livedo reticularis”
Iviensan F. Manalo, MD, Molly K. Smith, MD, Justin Cheeley, MD, and Randy Jacobs, MD
- e159** Considerations for management of longitudinal melanonychia during the coronavirus disease 2019 (COVID-19) pandemic: An international perspective
Shari R. Lipner, MD, PhD, Matilde Iorizzo, MD, PhD, Nathaniel Jellinek, MD, Bianca Maria Piraccini, MD, PhD, and Richard K. Scher, MD
- e163** COVID-19 and its effect on medical student education in dermatology
Tiffany Y. Loh, MD, Jennifer L. Hsiao, MD, and Vivian Y. Shi, MD
- e165** Optimizing care for atopic dermatitis patients during the COVID-19 pandemic
Monica Shah, BSc, Muskaan Sachdeva, BHSc, Afsaneh Alavi, MD, FRCPC, Vivian Y. Shi, MD, and Jennifer L. Hsiao, MD
- e169** Reply to: “Skin damage among health care workers managing coronavirus disease 2019”
Khalad Maliyar, BA, Muskaan Sachdeva, BHSc, Asfandyar Mufti, MD, and Jensen Yeung, MD, FRCPC, Derm
- In Memoriam** **e171** In memoriam: Daniel J. Santa Cruz, MD (1945-2020)
Alejandro A. Gru, MD, M. Yadira Hurley, MD, Dirk Elston, MD, Phillip LeBoit, MD, Mark R. Wick, MD, and Robert T. Brodell, MD
- Iotaderma** **e173** Iotaderma (#318)
Robert I. Rudolph, MD, FACP
-

To access the current version of the Information for Authors, Transfer of Copyright Form, Authorship Declaration Form, Conflict of Interest Disclosure, and Authors’ Rights Statement, as well as many other pertinent documents, please visit our website at www.jaad.org/content/auth_page.

Full text access to *Journal of the American Academy of Dermatology Online* is now available for Academy members and all print subscribers. To activate your online subscription, please visit *Journal of the American Academy of Dermatology Online* by pointing your browser to <http://www.jaad.org>.

Icon Key

- | | | |
|---|---|---|
|  | = | CME article |
|  | = | Video content available at http://www.jaad.org |
|  | = | An interview with the author is available by podcast at: https://account.aad.org/Library/Podcasts |
|  | = | MOC credits available |

Early online publication: Articles in press

The *Journal of the American Academy of Dermatology* posts in-press articles online before they appear in the print edition of the *Journal*. These Articles in Press are available from both the JAAD website (www.jaad.org) and Science Direct (www.sciencedirect.com). To access Articles in Press, simply click the Articles in Press link.

JAAD Case Reports

The *Journal of the American Academy of Dermatology* no longer publishes Case Reports. These can now be found in our new open access journal, *JAAD Case Reports*, at <http://www.jaadcasereports.org>.