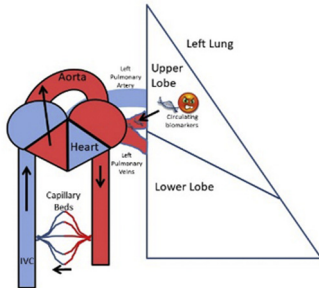


# Thoracic Articles in AATS Journals

Readers who found these articles interesting may also like to read these thoracic papers that can be found in recent issues of AATS journals.

## THORACIC

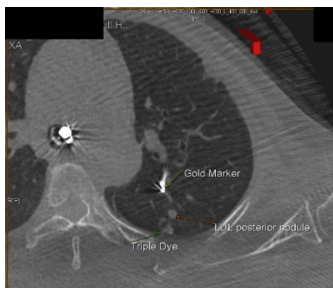
### Lung Cancer



**JTCVS TECHNIQUES INVITED EXPERT OPINION:** What's in a vein? *Wakeam E, Reddy RM, Ball H.* J Thorac Cardiovasc Surg Tech. 2020; 3: 350-353.

**Commentary:** Circulating tumor components: Does surgical manipulation increase risk of metastasis? *Ahmad U.* J Thorac Cardiovasc Surg Tech. 2020; 3: 354-355.

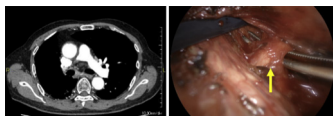
**Commentary:** A chance to cut is a chance to ... prevent metastases? *Yeung JC.* J Thorac Cardiovasc Surg Tech. 2020; 3: 356-357.



**JTCVS TECHNIQUES SURGICAL TECHNIQUE:** Electromagnetic navigation bronchoscopy fiducial marker margin identification plus triple dye for complete lung nodule resection. *Chan JWY, Lau RWH, Ng CSH.* J Thorac Cardiovasc Surg Tech. 2020; 3: 329-333.

**Commentary:** Minimally invasive thoracic surgery must provide proper oncologic margin – How to facilitate it? *Grodzki T, Pierog J.* J Thorac Cardiovasc Surg Tech. 2020; 3: 334-335.

**Commentary:** Evolving clinical value of pulmonary nodule image-guided localization technology for the thoracoscopic surgeon. *Coutsinos D, Grant K, Yee J, McGuire AL.* J Thorac Cardiovasc Surg Tech. 2020; 3: 336-337.

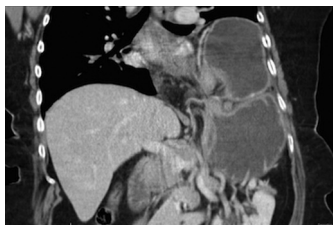


**JTCVS TECHNIQUES CASE REPORT:** Thoracoscopic lobectomy for lung cancer with unilateral absence of pulmonary artery. *Matsumoto D, Toba H, Kondo K, Tangoku A.* J Thorac Cardiovasc Surg Tech. 2020; 3: 343-345.

**Commentary:** Unilateral Pulmonary Artery Agenesis and Lung Cancer: Sharks on One Side, Bears on the Other. J Thorac Cardiovasc Surg Tech. 2020; 3: 346-347.

**Commentary:** Isolated unilateral absence of pulmonary artery, A rare disease with diverse presentations. *Kim YT.* J Thorac Cardiovasc Surg Tech. 2020; 3: 348-349.

### Esophagus

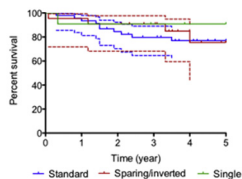


**JTCVS TECHNIQUES: INVITED EXPERT OPINION:** Giant Paraesophageal Hernia: What do we really know? *Bhargava A, Andrade R.* J Thorac Cardiovasc Surg Tech. 2020; 3: 367-372.

**Commentary:** A century of giant paraesophageal hernia (GPEH) repair: A century of controversy! *Adhikari S, Raja S.* J Thorac Cardiovasc Surg Tech. 2020; 3: 373-374.

## Lung Transplantation

Central figure



**JTCVS TECHNIQUES BRIEF RESEARCH REPORT:** Outcomes of novel surgical procedures for graft size mismatch in living-donor lobar lung transplantation. *Nakajima D, Tanaka S, Ohsumi A, Date H.* J Thorac Cardiovasc Surg Tech. 2020; 3: 388-391.

**Commentary:** Innovative strategies in lobar lung transplantation. *Donahoe LL, de Perrot M.* J Thorac Cardiovasc Surg Tech. 2020; 3: 392-393.

**Commentary:** When simple living-donor lobar transplantation is just not enough. *Hoetzenecker K.* J Thorac Cardiovasc Surg Tech. 2020; 3: 394-395.

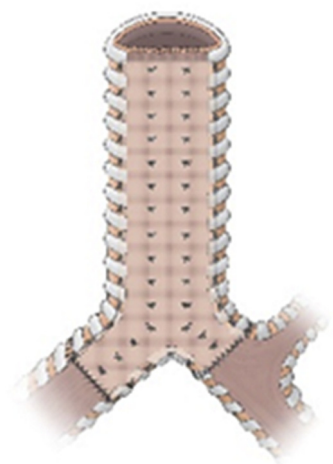
**Commentary:** The matchmaker: Novel surgical procedures for graft size mismatch in living-donor lobar lung transplantation. *Lin J.* J Thorac Cardiovasc Surg Tech. 2020; 3: 396-397.

**Commentary:** Innovative implantation strategies to accommodate size mismatch in lobar lung transplant. *Ahmad U.* J Thorac Cardiovasc Surg Tech. 2020; 3: 398-399.

**JTCVS Techniques Case Report:** Tracheobronchoplasty followed by bilateral lung transplantation for Mounier-Kuhn Syndrome. *Dunne B, Lemaitre P, de Perrot M, Chaparro C, Keshavjee S.* J Thorac Cardiovasc Surg Tech. 2020; 3: 400-402.

**Commentary:** I wouldn't recommend trying this... *Klapper J.* J Thorac Cardiovasc Surg Tech. 2020; 3: 403.

**Commentary:** Keepin' it Real. The future is now. *Patton B, Lazzaro R.* J Thorac Cardiovasc Surg Tech. 2020; 3: 404-405.



**JTCVS TECHNIQUES CASE REPORT:** Bilateral sequential lung transplantation in Kartagener's syndrome. *Lee KFL, Hsin KYM, Sit KYA, Ho KLC, Au WKT.* J Thorac Cardiovasc Surg. 2020; 3: 406-408.

**Commentary:** Three dimensions of inverse laterality. *Jackson D, Johnson M, Hayanga JWA.* J Thorac Cardiovasc Surg. 2020; 3: 409.

**Commentary:** The benefits of a little forethought. *Klapper J.* J Thorac Cardiovasc Surg. 2020; 3: 410-411.