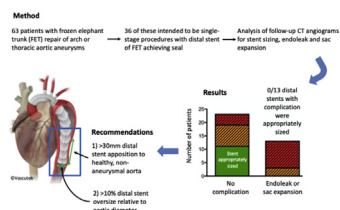


Adult Articles in AATS Journals

Readers who found these articles interesting may also like to read these adult papers that can be found in recent issues of AATS journals.

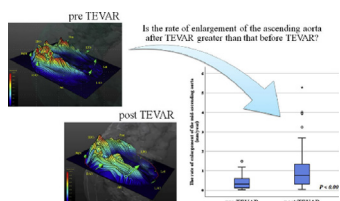
ADULT

Aorta



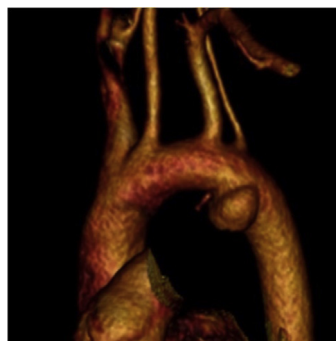
JTCVS TECHNIQUES: Frozen elephant trunk repair of aortic aneurysms: How to reduce the incidence of endoleak and reintervention. *Kandola S, Abdulsalam A, Field M, Fisher R.* J Thorac Cardiovasc Surg Tech. 2020; in press.

Commentary: Do we really need specific recommendations for the use of one-piece hybrid devices? *Preventza O, Cekmecelioglu D.* J Thorac Cardiovasc Surg Tech. 2020; in press.



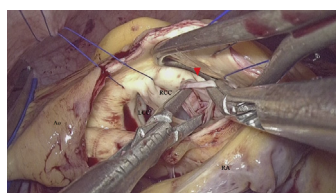
STCVS: Enlargement rate of the ascending aorta after thoracic endovascular aortic repair. *Hiraoka T, et al.* Semin Thorac Cardiovasc Surg. 2020;32(2):211-217.

Commentary: The chicken and the egg. *Ganapathi AM and Mokadam NA.* Semin Thorac Cardiovasc Surg. 2020;32(2):218.



JTCVS TECHNIQUES CASE REPORT: Modified stent-graft for emergent repair of blunt thoracic aortic injury. *Battocchio P, Piazza M, Squizzato F, Antonello M.* J Thorac Cardiovasc Surg Tech. 2020; in press.

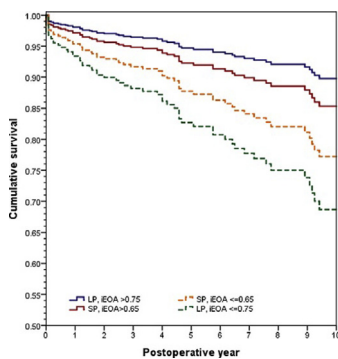
Commentary: Handmade back-table aortic stent-graft modifications – A must-have skill for every aortic surgeon. *Assi R, Geirsson A.* J Thorac Cardiovasc Surg Tech. 2020; in press.



JTCVS TECHNIQUES CASE REPORT: Totally 3D-endoscopic patch closure of aorto-right ventricular fistula. *Fukumoto Y, Hosoba S, Goto Y, Ito T.* J Thorac Cardiovasc Surg Tech. 2020; in press.

Commentary: Total endoscopic heart surgery: for the few not yet for the many. *Fudulu DP, Angelini GD.* J Thorac Cardiovasc Surg Tech. 2020; in press.

Aortic Valve



STCVS: Impact of prosthesis size and prosthesis–patient mismatch on outcomes in younger female patients undergoing aortic valve replacement. *Kolkailah AA, et al.* *Semin Thorac Cardiovasc Surg.* 2020;32(2):219-228.

Commentary: Impact of Prosthesis size and prosthesis – patient mismatch on outcomes in younger female patients undergoing aortic valve replacement. *Jamieson E.* *Semin Thorac Cardiovasc Surg.* 2020;32(2):229.



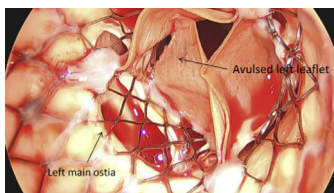
STCVS: Minimally invasive endoscopic aortic valve replacement: Operative results. *Cresce GD, Sella M, Hinna Danesi T, Favaro A, Salvador L.* *Semin Thorac Cardiovasc Surg.* 2020; in press.

Commentary: Endoscopic aortic valve surgery: Too close for comfort. *Lamelas J, Aberle C.* *Semin Thorac Cardiovasc Surg.* 2020; in press.



STCVS: Sutureless and transcatheter aortic valve replacement: When rivals become allies. *Ellouze M, Mazine A, Carrier M, Bouchard D.* *Semin Thorac Cardiovasc Surg.* 2020; in press.

Commentary: Dark clouds on the horizon for sutureless aortic valve replacement. *Biancari F.* *Semin Thorac Cardiovasc Surg.* 2020; in press.



JTCVS TECHNIQUES CASE REPORT: Extremely early structural failure of a self-expanding transcatheter aortic valve secondary to leaflet dehiscence. *Park H, Leung Wai Sang S, Merhi WM.* *J Thorac Cardiovasc Surg Tech.* 2020; in press.

Commentary: More haste, less speed. *Weltert LP, Di Mauro M.* *J Thorac Cardiovasc Surg Tech.* 2020; in press.

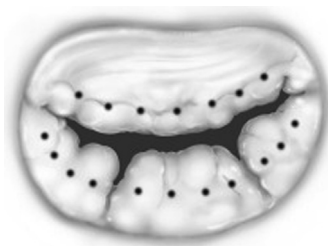
Commentary: Extremely early failure of transcatheter aortic valves—Another warning! *Antunes MJ.* *J Thorac Cardiovasc Surg Tech.* 2020; in press.

Mitral Valve



JTCVS OPEN INVITED EXPERT OPINION: Left ventricular rupture after mitral valve replacement. *David TE.* J Thorac Cardiovasc Surg Open. 2020; in press.

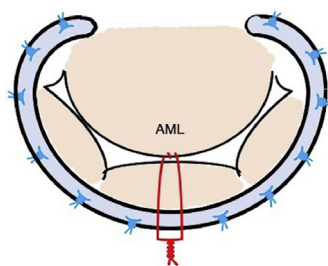
Commentary: Achilles heal. *Cook CC, Roberts HG, Wei LM, Badhwar V.* J Thorac Cardiovasc Surg Open. 2020; in press.



JTCVS TECHNIQUES: Loop technique with ink-dot marking test: an alternative strategy to the ink test. *Morsaki A, Takahashi Y, Fujii H, Sakon Y, Murakami T, Shibata T.* J Thorac Cardiovasc Surg Tech. 2020; in press.

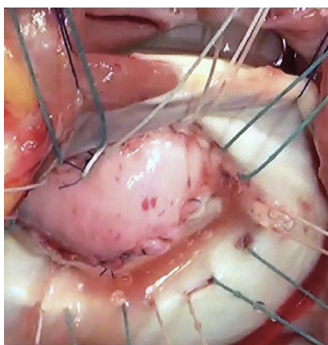
Commentary: Don't get lost in the loop. *Bruno VD, Zakkar M.* J Thorac Cardiovasc Surg Tech. 2020; in press.

Commentary: Techniques of mitral valve repair: Is there still “gunpowder” to be invented? *Antunes MJ.* J Thorac Cardiovasc Surg Tech. 2020; in press.



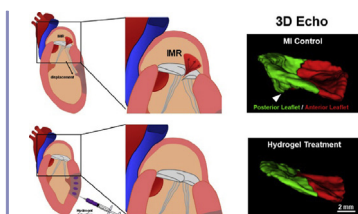
STCVS: A floating stitch on the anterior mitral leaflet can eliminate systolic anterior motion in hypertrophic obstructive cardiomyopathy. *Mutsuga M, et al.* Semin Thorac Cardiovasc Surg. 2020;32(2):266-268.

Commentary: Prevention of systolic anterior motion after mitral repair in hypertrophic obstructive cardiomyopathy: One simple stitch fits all? *Noack T and Borger MA.* Semin Thorac Cardiovasc Surg. 2020;32(2):269-270.



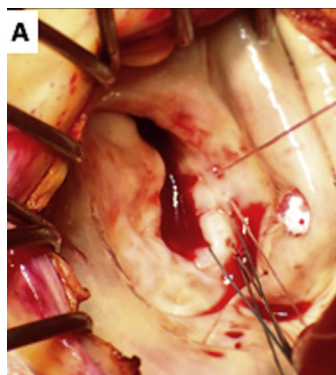
STCVS: Midterm results of mitral valve repair with pericardial leaflet augmentation: A single center experience. *Malhotra A, Majmudar S, Siddiqui S, et al.* Semin Thorac Cardiovasc Surg. 2020; in press.

Commentary: Leaflet augmentation in rheumatic valve repair: A solution or an option? *Yamine M, Anyanwu AC.* Semin Thorac Cardiovasc Surg. 2020; in press.



STCVS: Injectable shear-thinning hydrogels prevent ischemic mitral regurgitation and normalize ventricular flow dynamics. *Rodell CB, Zhang ZL, Dusaj NN, et al. Semin Thorac Cardiovasc Surg. 2020; in press.*

Commentary: Using gels to stop leaks. *Lazar HL. Semin Thorac Cardiovasc Surg. 2020; in press.*




JTCVS TECHNIQUES CASE REPORT: A case of open atrial implantation of a rapid deployment valve in a patient with severe mitral annular calcification. *Vodstrup HJ, Terp K. J Thorac Cardiovasc Surg Tech. 2020; in press.*

Commentary: Surgical mitral-in-MAC: Progress but not the solution. *Thourani VH, Edelman J, Yadav PK. J Thorac Cardiovasc Surg Tech. 2020; in press.*

Commentary: Trial and error: Is the trans-atrial approach the 'silver bullet' for transcatheter mitral valve replacement in mitral annular calcification. *Hirji SA, Nguyen TC. J Thorac Cardiovasc Surg Tech. 2020; in press.*

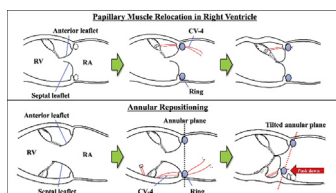
Tricuspid Valve



JTCVS OPEN INVITED EXPERT OPINION: Rationale and surgical strategy for concomitant tricuspid repair. *Chikwe J, Megna D. J Thorac Cardiovasc Surg Open. 2020; in press.*

Commentary: Tricuspid repair – why the hesitation? *Nafday HB, Grossi EA. J Thorac Cardiovasc Surg Open. 2020; in press.*

Commentary: Forgotten no more. *Hirji S, Kaneko T. J Thorac Cardiovasc Surg Open. 2020; in press.*

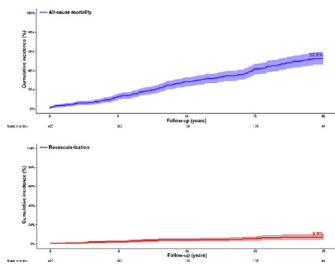


JTCVS TECHNIQUES SURGICAL TECHNIQUE: Papillary muscle relocation and annular repositioning for functional tricuspid regurgitation. *Takeshita M, Arai H, Nagaoka E, Mizuno T. J Thorac Cardiovasc Surg Tech. 2020; in press.*

Commentary: Functional tricuspid regurgitation: Finally a ventricular solution to a ventricular problem. *Pope NH, Ailawadi G. J Thorac Cardiovasc Surg Tech. 2020; in press.*

Commentary: The tricuspid valve: No longer forgotten but still unknown. *Romano MA. J Thorac Cardiovasc Surg Tech. 2020; in press.*

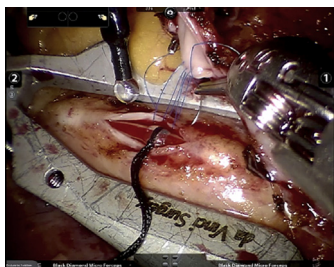
Coronary



JTCVS OPEN: Coronary revascularization after surgical aortic valve replacement. *Celik M, Durko AP, Head SJ, et al.* J Thorac Cardiovasc Surg Open. 2020; in press.

Commentary: Missing The mark but we must keep trying. *Vo TX, Rubens FD.* J Thorac Cardiovasc Surg Open. 2020; in press.

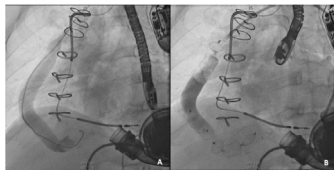
Commentary: Coronary revascularization following aortic valve replacement: More than just a trivial event? *Faroux L, Kalavrouziotis D, Rodes-Cabau J, Mohammadi S.* J Thorac Cardiovasc Surg Open. 2020; in press.



JTCVS TECHNIQUES SURGICAL TECHNIQUE: Totally robotic sutured coronary artery bypass grafting: How I do It. *Torregrossa G, Amabile A, Balkhy HH.* J Thorac Cardiovasc Surg Tech. 2020; in press.

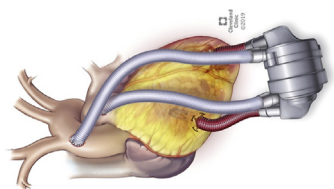
Commentary: Coronary Revascularization; How should we do it? *Sotolongo A, Geirsson A.* J Thorac Cardiovasc Surg Tech. 2020; in press.

Mechanical Circulatory Support



STCVS: Percutaneous deactivation of left ventricular assist devices. *Albulushi A, Goldsweig AM, Stoller D, et al.* Semin Thorac Cardiovasc Surg. 2020; in press.

Commentary: A novel technique of percutaneous left ventricular assist device deactivation: Just plug and stop the pump or remove it? That is the question. *Noly PE, Tang PC.* Semin Thorac Cardiovasc Surg. 2020; in press.



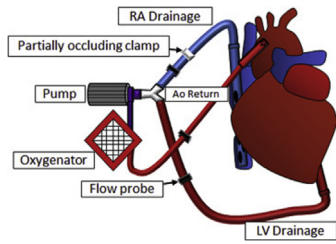
STCVS: First in vivo experience with biventricular circulatory assistance using a single continuous flow pump. *Karimov JH, Horvath DJ, Miyamoto T, et al.* Semin Thorac Cardiovasc Surg. 2020; in press.

Commentary: One-pump biventricular support – not prime-time, but very innovative. *Woods RK.* Semin Thorac Cardiovasc Surg. 2020; in press.



JTCVS TECHNIQUES BRIEF RESEARCH REPORT: Extracorporeal support to treat E-cigarette or vaping product use-associated Lung Injury (EVALI) during a COVID pandemic. *Hayanga JWA, Hayanga HK, Dhamija A, et al.* J Thorac Cardiovasc Surg Tech. 2020; in press.

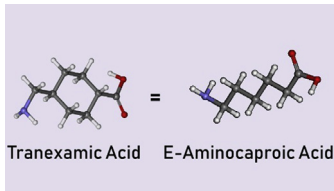
Commentary: “Preparedness in the time of COVID”: Implications for engagement of the health care team with acute respiratory failure. *Demarest CT, Tang PC.* J Thorac Cardiovasc Surg Tech. 2020; in press.



JTCVS TECHNIQUES CASE REPORT: Novel adjunctive use of venoarterial extracorporeal membrane Oxygenation in atrioventricular groove disruption following mitral valve surgery. *Salna M, Witer L, Argenziano M, Takeda K. J Thorac Cardiovasc Surg Tech. 2020; in press.*

Commentary: Getting in the groove with salvage ECMO and left ventricular venting. *Overbey DM, Lodge AJ. J Thorac Cardiovasc Surg Tech. 2020; in press.*

Perioperative Management



JTCVS OPEN: Comparison of intraoperative tranexamic acid and epsilon-aminocaproic acid in cardiopulmonary bypass patients. *Broadwin M, Grant PE, Robich MP, et al. J Thorac Cardiovasc Surg Open. 2020; in press.*

Commentary: Epsilon-aminocaproic acid versus tranexamic acid, the David and Goliath of antifibrinolytics. *Faraoni D. J Thorac Cardiovasc Surg Open. 2020; in press.*