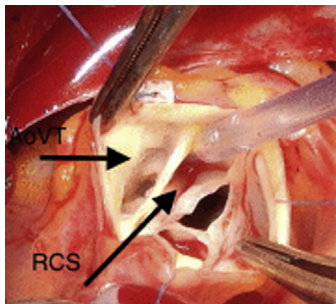


Congenital Articles in AATS Journals

Readers who found these articles interesting may also like to read these congenital papers that can be found in recent issues of AATS journals.

CONGENITAL

Aorta



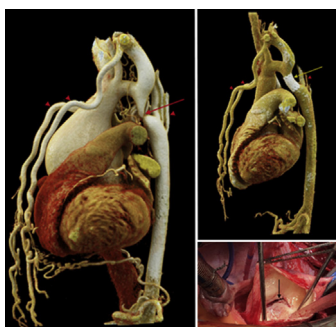
STCVS: Surgical management of aorto-ventricular tunnel. A multicenter study. *Protopapas EM, Anderson RH, Backer CL, et al. Semin Thorac Cardiovasc Surg. 2020; in press.*

Commentary: Aorto-ventricular tunnel: More than a mere tunnel! *Kumar TKS, Knott-Craig CJ. Semin Thorac Cardiovasc Surg. 2020.*



JTCVS TECHNIQUES: Muscle-sparing aortic coarctation repair. *Berset SG, Dave H, Balmer C, Nowacka A, Pfister R, Myers PO, Pretre R. J Thorac Cardiovasc Surg Tech. 2020; in press.*

Commentary: Muscle-sparing thoracotomy in children: is it safe for coarctation repair? *Konstantinov I, Buratto E. J Thorac Cardiovasc Surg Tech. 2020; in press.*



JTCVS TECHNIQUES CASE REPORT: A young marathon runner with severe aortic coarctation and bicuspid aortic valve disease complicated by contained aortic rupture. *Mihalj M, Makalowski V, Hurni S, Friess J, Melis C, Carrel TP, Schoenhoff FS. J Thorac Cardiovasc Surg Tech. 2020; in press.*

Commentary: Full-service salvage operation. *Hobbs RD, Si M. J Thorac Cardiovasc Surg Tech. 2020; in press.*



STCVS CASE REPORT: Simultaneous Norwood and aortic uncrossing in neonate with aortic atresia and right circumflex aorta. *Alsoufi B, Dydynski P, Austin E, Kozik D.* *Semin Thorac Cardiovasc Surg.* 2020; in press.

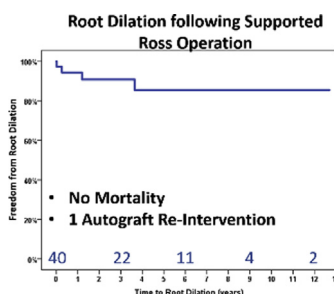
Commentary: One-stage Norwood reconstruction with aortic uncrossing: A tailored approach to a rare problem. *Thangappan K, Ashfaq A, Zafar F.* *Semin Thorac Cardiovasc Surg.* 2020; in press.

Aortic Valve



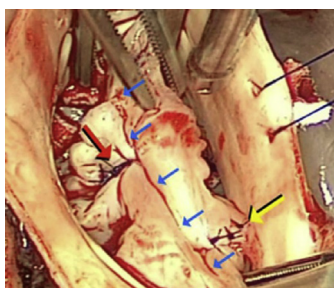
STCVS: Strategies to minimise need for prosthetic aortic valve replacement in congenital aortic stenosis—Value of the Ross procedure. *Ivanov Y, Drury NE, Stickley J, et al.* *Semin Thorac Cardiovasc Surg.* 2020; in press.

Commentary: Congenital Aortic valve stenosis: Defining the path to success. *Burkhart HM, Thompson JL, Anderson HN.* *Semin Thorac Cardiovasc Surg.* 2020; in press.



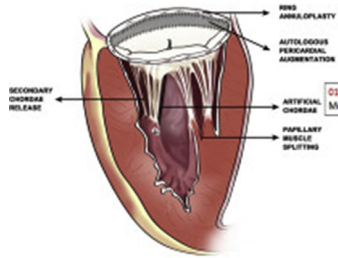
STCVS: Mid-term outcomes of the supported ross procedure in children, teenagers, and young adults. *Riggs KW, Colohan DB, Beacher DR, et al.* *Semin Thorac Cardiovasc Surg.* 2020; in press.

Commentary: “Growing” understanding of the autograft root. *Kumar RS.* *Semin Thorac Cardiovasc Surg.* 2020; in press.



Pediatric Annual: Initial application of a bicuspid aortic annuloplasty ring in pediatric cardiac surgery. *Drysdale ND, Andersen ND, Meza JM, Lodge AJ, Rankin JS, Turek JW.* *Semin Thorac Cardiovasc Surg Pediatr Card Surg Annu.* 2020;23:29-33. doi:10.1053/j.pcsu.2020.02.003.

Mitral Valve



JTCVS OPEN: Repairing the rheumatic mitral valve in the young: The horizon re-visited. *Ananthanarayanan C, Thosani R.* J Thorac Cardiovasc Surg Open. 2020;1:20-28.

Commentary: Repairing the rheumatic mitral valve in the young: Definitely worthwhile!. *Antunes M.* J Thorac Cardiovasc Surg Open. 2020;1:28-29.

Commentary: Repair for rheumatic mitral valve in children: Good early results, poor long-term durability. *Buratto E, Naimo PS, Konstantinov IE.* J Thorac Cardiovasc Surg Open. 2020;1:28-29.



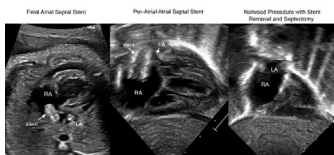
JTCVS TECHNIQUES CASE REPORT: AVNeo (Ozaki) and transaortic mitral valve repair using autologous pericardium only for aortomitral endocarditis. *Benedetto U, Gergely S, Dimagli A, Sinha S.* J Thorac Cardiovasc Surg Tech. 2020; in press.

Commentary: AVNeo (Ozaki) and transaortic mitral valve repair using autologous pericardium only for aortomitral endocarditis: the perfect solution in double-valve IE? *Liakopoulos OJ.* J Thorac Cardiovasc Surg Tech. 2020; in press.

Commentary: The pericardial autologous solution. *Miceli A.* J Thorac Cardiovasc Surg Tech. 2020; in press.

Commentary: Patch repair for aortomitral endocarditis: Playing the short game or long game? *Hirji S, Kaneko T.* J Thorac Cardiovasc Surg Tech. 2020; in press.

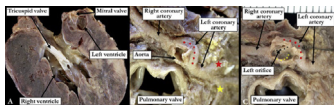
Hypoplastic Left Heart Syndrome



JTCVS OPEN INVITED EXPERT OPINION: Hypoplastic left heart syndrome with an intact atrial septum. *Sood V, Zampi JD, Romano JC.* J Thorac Cardiovasc Surg Open. 2020;1:51-56.

Commentary: Hypoplastic left heart syndrome with intact atrial septum: planning for success. *Burkhart HM, Mir A, Schwartz RM.* J Thorac Cardiovasc Surg Open. 2020;1:56-57.

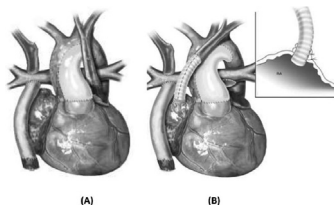
Commentary: It takes a village to manage a child with hypoplastic left heart syndrome and intact or highly restrictive atrial septum. *Alsoufi B.* J Thorac Cardiovasc Surg Open. 2020. 2020;1: 57-58.



STCVS: Coronary arterial abnormalities in hypoplastic left heart syndrome: Pathologic characteristics of archived specimens. *Stephens EH, Gupta D, Bleiweis M, Backer CL, Anderson RH, Spicer DE.* Semin Thorac Cardiovasc Surg. 2020; in press.

Commentary: Another fly in the ointment for the treatment of HLHS? *Herrmann JL.* Semin Thorac Cardiovasc Surg. 2020; in press.

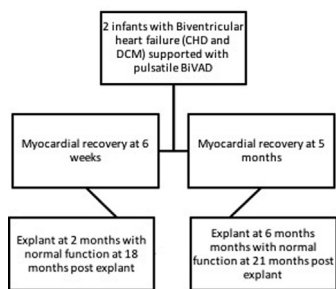
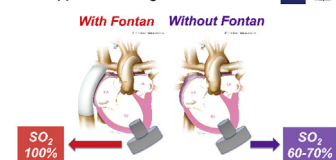
Fontan



Pediatric Annual: Innominate vein turn-down procedure for failing Fontan circulation. *Hraska V, Mitchell ME, Woods RK, Hoffman GM, Kindel SJ, Ginde S.* Semin Thorac Cardiovasc Surg Pediatr Card Surg Annu. 2020;23:34-40. doi:10.1053/j.pcsu.2020.01.002.

Mechanical Circulatory Support

VAD Support for failing Glenn circulation



JTCVS TECHNIQUES SURGICAL TECHNIQUE: Atrio-Pulmonary Connection for Mechanically Assisted Fontan Completion: Classic Technique for Modern Strategy. *Adachi I, Tunuguntla H, Elias B, Masand PM, Tume SC.* J Thorac Cardiovasc Surg Tech. 2020; in press.

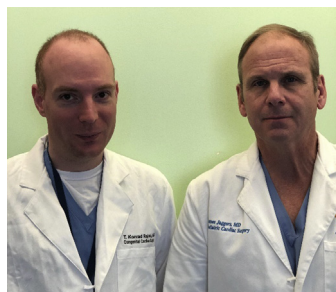
Commentary: Pumping Up the Definition of Fontan Candidacy and an Old-School Trick. *Wood RK.* J Thorac Cardiovasc Surg Tech. 2020; In press.

JTCVS TECHNIQUES CASE REPORT: Myocardial recovery following BiVAD support in infants: Report of 2 cases. *Philip J, Machado D, Shih R, et al.* J Thorac Cardiovasc Surg Tech. 2020; in press.

Commentary: Pediatric myocardial recovery with ventricular assist device: “Chance favors the prepared mind.” *Adachi I, Denfield S, Yoneyama F.* J Thorac Cardiovasc Surg Tech. 2020; in press.

Commentary: Patience is a virtue. *Haller C.* J Thorac Cardiovasc Surg Tech. 2020; in press.

Transplantation



JTCVS OPEN INVITED EXPERT OPINION: Heart transplantation in Fontan failure: The final stage. *Jaggers J, Rajab TK.* J Thorac Cardiovasc Surg Open. 2020; in press.

Commentary: Does “not unexpected” mean expected? *Huddleston CB, Fiore AC.* J Thorac Cardiovasc Surg Open. 2020; in press.

Commentary: Management of the failing Fontan patient: More questions than answers. *Kanter KR.* J Thorac Cardiovasc Surg Open. 2020; in press.