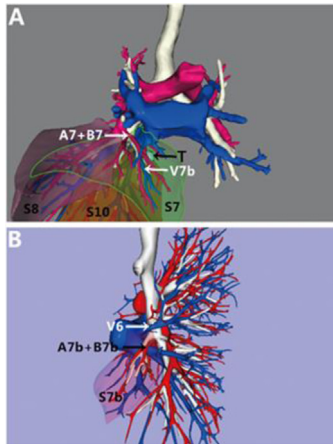


# Thoracic Articles in AATS Journals

Readers who found these articles interesting may also like to read these thoracic papers that can be found in recent issues of AATS journals.

## THORACIC

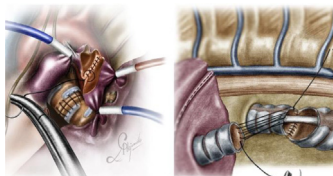
### Lung Cancer



**JTCVS TECHNIQUES SURGICAL TECHNIQUE:** Uniportal thoracoscopic segmentectomy of medial-basal segment (S7) and its variants. *Huang L, Xu G, Li W, Chai Y.* J Thorac Cardiovasc Surg Tech. 2020; in press.

**Commentary:** Commentary: Uniportal medial-basal segmentectomy: Unicorn or thoroughbred? *Lin J.* J Thorac Cardiovasc Surg Tech. 2020; in press.

**Commentary:** Navigating the path rarely taken. *Lazar JF.* J Thorac Cardiovasc Surg Tech. 2020; in press.



**JTCVS TECHNIQUES INVITED EXPERT OPINION:** Technical aspects of uniportal video-assisted thoracoscopic sleeve resections: Where are the limits? *González-Rivas D, Garcia A, Chen C, Yang Y, Zhu Y.* J Thorac Cardiovasc Surg Tech. 2020; in press.

**Commentary:** Advanced uniportal video assisted techniques for thoracic malignancy: An exercise of patience and perseverance. *Lanuti M.* J Thorac Cardiovasc Surg Tech. 2020; in press.



**STCVS ROUNDTABLE DISCUSSION:** Discussions in cardiothoracic treatment and care: What the surgeon needs to know about checkpoint inhibition in immunotherapy. *Lee JM, Martin LW, Yang SC.* Semin Thorac Cardiovasc Surg. December 2019; in press.

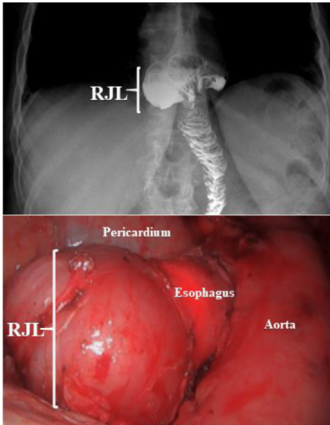
### Esophageal Cancer



**STCVS CASE REPORT:** Not just your ordinary tumor: A solitary fibrous tumor of the esophagus. *Zamora AK, Chopra S, Sahakian A, Kim AW.* Semin Thorac Cardiovasc Surg. 2020;32:176-178.

**Commentary:** Solitary fibrous tumor of the esophagus—Rare but with typical characteristics. *Yeung J, de Perrot M.* Semin Thorac Cardiovasc Surg. 2020;32:179-180.

## Esophagus

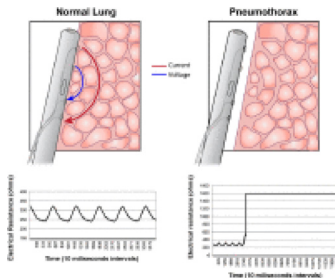


**JTCVS TECHNIQUES CASE REPORT:** Thoracoscopic revision of a herniated roux-en-Y esophagojejunostomy for treatment of “candy cane syndrome”. *Cobb T, Banki F.* Thorac Cardiovasc Surg Tech. 2020; in press.

**Commentary:** Repairing the candy cane. *Weksler B.* J Thorac Cardiovasc Surg Tech. 2020; in press.

**Commentary:** Treatment of candy cane syndrome: Not necessarily a straight path. *Song KJ, Flores RM.* J Thorac Cardiovasc Surg Tech. 2020; in press.

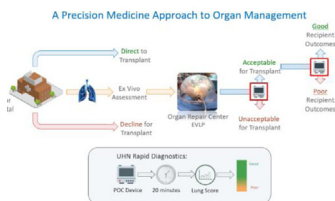
## Pleura



**STCVS:** Intrapleural impedance sensor real-time tracking of pneumothorax in a porcine model of air leak. *DeArmond DT, Das NA, Restrepo CS, et al.* Semin Thorac Cardiovasc Surg. 2019; in press.

**Commentary:** This story about three pigs is no fable. *Wightman SC, Kim AW.* Semin Thorac Cardiovasc Surg. 2020; in press.

## Lung Transplant

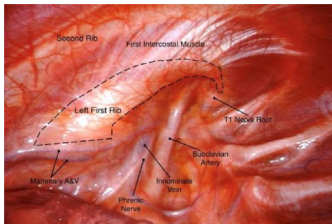


**JTCVS OPEN INVITED EXPERT OPINION:** Human organ repair centers: Fact or fiction. *Keshavjee S.* J Thorac Cardiovasc Surg Open. 2020; in press.



**STCVS:** Bronchopericardial fistula with cardiac air tamponade following lung transplantation. *Bichon A, Dutau H, Bouabdallah I, Coiffard B.* Semin Thorac Cardiovasc Surg. 2020;32:181-183.

## Thoracic Outlet Syndrome

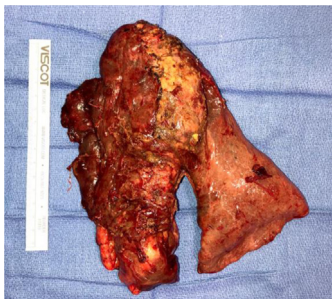


**JTCVS TECHNIQUES:** Transthoracic robotic first rib resection: Twelve steps. *Burt BM, Palivela N, Karimian A, Goodman MB.* J Thorac Cardiovasc Surg Tech. 2019; in press.

**Commentary:** First rib resection in the age of robotic surgery. *Soukiasian H.* J Thorac Cardiovasc Surg Tech. 2019; in press.

**Commentary:** Robotic first rib resection: Building the next pillar. *Lazzaro R, Patton B.* J Thorac Cardiovasc Surg Tech. 2019; in press.

## Thymus



**JTCVS TECHNIQUES CASE REPORT:** Extrapleural pneumonectomy with en bloc myocardial resection for advanced thymoma. *Iqbal F, Shokrzadeh C, Nawgiri R, Okereke I.* Thorac Cardiovasc Surg Tech. 2020; in press.

**Commentary:** Extrapleural pneumonectomy during myasthenic crisis. The urge to go big or go home. *Abbas AE.* J Thorac Cardiovasc Surg Tech. 2020; in press.

**Commentary:** Extended resection for radical treatment of advanced stage thymoma can result in resolution of severe myasthenia crisis refractory to medical therapy. *D'Andrilli A, Rendina EA.* J Thorac Cardiovasc Surg Tech. 2020; in press.